



This is “Aqueous Acid–Base Equilibriums”, chapter 16 from the book [Principles of General Chemistry \(index.html\)](#) (v. 1.0M).

This book is licensed under a [Creative Commons by-nc-sa 3.0](http://creativecommons.org/licenses/by-nc-sa/3.0/) license. See the license for more details, but that basically means you can share this book as long as you credit the author (but see below), don't make money from it, and do make it available to everyone else under the same terms.

This content was accessible as of December 29, 2012, and it was downloaded then by [Andy Schmitz](#) (<http://lardbucket.org>) in an effort to preserve the availability of this book.

Normally, the author and publisher would be credited here. However, the publisher has asked for the customary Creative Commons attribution to the original publisher, authors, title, and book URI to be removed. Additionally, per the publisher's request, their name has been removed in some passages. More information is available on this project's [attribution page](http://2012books.lardbucket.org/attribution.html?utm_source=header).

For more information on the source of this book, or why it is available for free, please see [the project's home page](#) (<http://2012books.lardbucket.org/>). You can browse or download additional books there.

## Chapter 16

---

### Aqueous Acid–Base Equilibria

Many vital chemical and physical processes take place exclusively in aqueous solution, including the complex biochemical reactions that occur in living organisms and the reactions that rust and corrode steel objects, such as bridges, ships, and automobiles. Among the most important reactions in aqueous solution are those that can be categorized as acid–base, precipitation, and complexation reactions. So far, our discussions of these reactions have been largely qualitative. In this chapter and [Chapter 17 "Solubility and Complexation Equilibria"](#), however, we take a more quantitative approach to understanding such reactions, using the concept of chemical equilibrium that we developed in [Chapter 15 "Chemical Equilibrium"](#) for simple gas-phase reactions. We will begin by revisiting acid–base reactions in a qualitative fashion and then develop quantitative methods to describe acid–base equilibria. In [Chapter 17 "Solubility and Complexation Equilibria"](#), we will use the same approach to describe the equilibria involved in the dissolution of sparingly soluble solids and the formation of metal complexes.

**Sorry!**

This image is  
permanently unavailable.

---

*Indicators are used to monitor changes in pH. The pH of a solution can be monitored using an acid–base indicator, a substance that undergoes a color change within a specific pH range that is characteristic of that indicator. The color changes for seven commonly used indicators over a pH range of 1–10 are shown here.*

---

In Chapter 4 "Reactions in Aqueous Solution", we described how acid rain can adversely affect the survival of marine life and plant growth. Many significant phenomena, such as acid rain, can be understood only in terms of the acid–base behavior of chemical species. As we expand our discussion of acid–base behavior in this chapter, you will learn why lemon slices are served with fish, why the strengths of acids and bases can vary over many orders of magnitude, and why rhubarb leaves are toxic to humans. You will also understand how the pH of your blood is kept constant, even though you produce large amounts of acid when you exercise.

## 16.1 The Autoionization of Water

### LEARNING OBJECTIVES

1. To understand the autoionization reaction of liquid water.
2. To know the relationship among pH, pOH, and  $pK_w$ .

As you learned in [Chapter 4 "Reactions in Aqueous Solution"](#) and [Chapter 8 "Ionic versus Covalent Bonding"](#), acids and bases can be defined in several different ways ([Table 16.1 "Definitions of Acids and Bases"](#)). Recall that the Arrhenius definition of an acid is a substance that dissociates in water to produce  $H^+$  ions (protons), and an Arrhenius base is a substance that dissociates in water to produce  $OH^-$  (hydroxide) ions. According to this view, an acid–base reaction involves the reaction of a proton with a hydroxide ion to form water. Although Brønsted and Lowry defined an acid similarly to Arrhenius by describing an acid as any substance that can *donate* a proton, the Brønsted–Lowry definition of a base is much more general than the Arrhenius definition. In Brønsted–Lowry terms, a base is any substance that can *accept* a proton, so a base is not limited to just a hydroxide ion. This means that for every Brønsted–Lowry acid, there exists a corresponding conjugate base with one fewer proton, as we demonstrated in [Chapter 4 "Reactions in Aqueous Solution"](#). Consequently, all Brønsted–Lowry acid–base reactions actually involve *two* conjugate acid–base pairs and the transfer of a *proton* from one substance (the acid) to another (the base). In contrast, the Lewis definition of acids and bases, discussed in [Chapter 8 "Ionic versus Covalent Bonding"](#), focuses on accepting or donating *pairs of electrons* rather than protons. A Lewis base is an electron-pair donor, and a Lewis acid is an electron-pair acceptor.

Table 16.1 Definitions of Acids and Bases

	Acids	Bases
Arrhenius	$H^+$ donor	$OH^-$ donor
Brønsted–Lowry	$H^+$ donor	$H^+$ acceptor
Lewis	electron-pair acceptor	electron-pair donor

Because this chapter deals with acid–base equilibria in *aqueous solution*, our discussion will use primarily the Brønsted–Lowry definitions and nomenclature. Remember, however, that all three definitions are just different ways of looking at

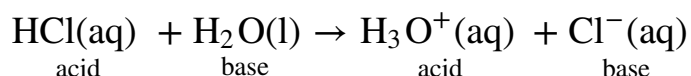
the same kind of reaction: a proton is an acid, and the hydroxide ion is a base—no matter which definition you use. In practice, chemists tend to use whichever definition is most helpful to make a particular point or understand a given system. If, for example, we refer to a base as having one or more lone pairs of electrons that can accept a proton, we are simply combining the Lewis and Brønsted–Lowry definitions to emphasize the characteristic properties of a base.

In [Chapter 4 "Reactions in Aqueous Solution"](#), we also introduced the acid–base properties of water, its *autoionization reaction*, and the definition of pH. The purpose of this section is to review those concepts and describe them using the concepts of chemical equilibrium developed in [Chapter 15 "Chemical Equilibrium"](#).

### Acid–Base Properties of Water

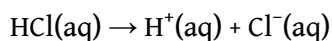
The structure of the water molecule, with its polar O–H bonds and two lone pairs of electrons on the oxygen atom, was described in [Chapter 4 "Reactions in Aqueous Solution"](#) and [Chapter 8 "Ionic versus Covalent Bonding"](#), and the structure of liquid water was discussed in [Chapter 13 "Solutions"](#). Recall that because of its highly polar structure, liquid water can act as either an acid (by donating a proton to a base) or a base (by using a lone pair of electrons to accept a proton). For example, when a strong acid such as HCl dissolves in water, it dissociates into chloride ions ( $\text{Cl}^-$ ) and protons ( $\text{H}^+$ ). As you learned in [Chapter 4 "Reactions in Aqueous Solution"](#), the proton, in turn, reacts with a water molecule to form the *hydronium ion* ( $\text{H}_3\text{O}^+$ ):

Equation 16.1



In this reaction, HCl is the acid, and water acts as a base by accepting an  $\text{H}^+$  ion. The reaction in [Equation 16.1](#) is often written in a simpler form by removing  $\text{H}_2\text{O}$  from each side:

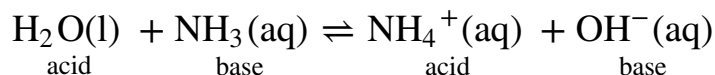
Equation 16.2



In [Equation 16.2](#), the hydronium ion is represented by  $\text{H}^+$ , although free  $\text{H}^+$  ions do not exist in liquid water.

Water can also act as an acid, as shown in [Equation 16.3](#). In this equilibrium reaction, H<sub>2</sub>O donates a proton to NH<sub>3</sub>, which acts as a base:

*Equation 16.3*

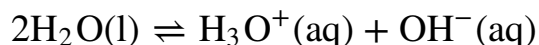


Thus water is **amphiprotic**<sup>1</sup>, meaning that it can behave as either an acid or a base, depending on the nature of the other reactant. Notice that [Equation 16.3](#) is an equilibrium reaction as indicated by the double arrow.

### The Ion-Product Constant of Liquid Water

Because water is amphiprotic, one water molecule can react with another to form an OH<sup>−</sup> ion and an H<sub>3</sub>O<sup>+</sup> ion in an autoionization process:

*Equation 16.4*



The equilibrium constant *K* for this reaction can be written as follows:

*Equation 16.5*

$$K = \frac{[\text{H}_3\text{O}^+][\text{OH}^-]}{[\text{H}_2\text{O}]^2}$$

When pure liquid water is in equilibrium with hydronium and hydroxide ions at 25°C, the concentrations of the hydronium ion and the hydroxide ion are equal: [H<sub>3</sub>O<sup>+</sup>] = [OH<sup>−</sup>] = 1.003 × 10<sup>−7</sup> M. Thus the number of dissociated water molecules is very small indeed, approximately 2 ppb. We can calculate [H<sub>2</sub>O] at 25°C from the density of water at this temperature (0.997 g/mL):

*Equation 16.6*

$$[\text{H}_2\text{O}] = \frac{\text{mol}}{\text{L}} = \left( \frac{0.997 \text{ g}}{\text{mL}} \right) \left( \frac{1 \text{ mol}}{18.02 \text{ g}} \right) \left( \frac{1000 \text{ mL}}{\text{L}} \right) = 55.3 \text{ M}$$

1. Substances that can behave as either an acid or a base in a chemical reaction, depending on the nature of the other reactant(s).

With so few water molecules dissociated, the equilibrium of the autoionization reaction ([Equation 16.4](#)) lies far to the left. Consequently,  $[\text{H}_2\text{O}]$  is essentially unchanged by the autoionization reaction and can be treated as a constant. Incorporating this constant into the equilibrium expression allows us to rearrange [Equation 16.5](#) to define a new equilibrium constant, the **ion-product constant of liquid water** ( $K_w$ )<sup>2</sup>:

Equation 16.7

$$\begin{aligned} K[\text{H}_2\text{O}]^2 &= [\text{H}_3\text{O}^+][\text{OH}^-] \\ K_w &= [\text{H}_3\text{O}^+][\text{OH}^-] \end{aligned}$$

Substituting the values for  $[\text{H}_3\text{O}^+]$  and  $[\text{OH}^-]$  at 25°C into this expression,

Equation 16.8

$$K_w = (1.003 \times 10^{-7})(1.003 \times 10^{-7}) = 1.006 \times 10^{-14}$$

Thus, to three significant figures,  $K_w = 1.01 \times 10^{-14}$  M. Like any other equilibrium constant,  $K_w$  varies with temperature, ranging from  $1.15 \times 10^{-15}$  at 0°C to  $4.99 \times 10^{-13}$  at 100°C.

In pure water, the concentrations of the hydronium ion and the hydroxide ion are equal, and the solution is therefore neutral. If  $[\text{H}_3\text{O}^+] > [\text{OH}^-]$ , however, the solution is acidic, whereas if  $[\text{H}_3\text{O}^+] < [\text{OH}^-]$ , the solution is basic. For an aqueous solution, the  $\text{H}_3\text{O}^+$  concentration is a quantitative measure of acidity: the higher the  $\text{H}_3\text{O}^+$  concentration, the more acidic the solution. Conversely, the higher the  $\text{OH}^-$  concentration, the more basic the solution. In most situations that you will encounter, the  $\text{H}_3\text{O}^+$  and  $\text{OH}^-$  concentrations from the dissociation of water are so small ( $1.003 \times 10^{-7}$  M) that they can be ignored in calculating the  $\text{H}_3\text{O}^+$  or  $\text{OH}^-$  concentrations of solutions of acids and bases, but this is not always the case.

2. An equilibrium constant for the autoionization of water,  $2\text{H}_2\text{O}(\text{l}) \rightleftharpoons \text{H}_3\text{O}^+(\text{aq}) + \text{OH}^-(\text{aq})$ , in which the concentration of water is treated as a constant:  $K_w = \frac{[\text{H}_3\text{O}^+][\text{OH}^-]}{[\text{H}_2\text{O}]^2} = 1.006 \times 10^{-14}$ .

### The Relationship among pH, pOH, and pK<sub>w</sub>

The *pH scale* is a concise way of describing the  $\text{H}_3\text{O}^+$  concentration and hence the acidity or basicity of a solution. Recall from [Chapter 4 "Reactions in Aqueous Solution"](#) that pH and the  $\text{H}^+$  ( $\text{H}_3\text{O}^+$ ) concentration are related as follows:

Equation 16.9

$$\text{pH} = -\log_{10} [\text{H}^+]$$

Equation 16.10

$$[\text{H}^+] = 10^{-\text{pH}}$$

Because the scale is logarithmic, a pH difference of 1 between two solutions corresponds to a difference of a factor of 10 in their hydronium ion concentrations. (Refer to Essential Skills 3 in [Chapter 4 "Reactions in Aqueous Solution"](#), [Section 4.10 "Essential Skills 3"](#), if you need to refresh your memory about how to use logarithms.) Recall also that the pH of a neutral solution is 7.00 ( $[\text{H}_3\text{O}^+] = 1.0 \times 10^{-7}$  M), whereas acidic solutions have  $\text{pH} < 7.00$  (corresponding to  $[\text{H}_3\text{O}^+] > 1.0 \times 10^{-7}$ ) and basic solutions have  $\text{pH} > 7.00$  (corresponding to  $[\text{H}_3\text{O}^+] < 1.0 \times 10^{-7}$ ).

Similar notation systems are used to describe many other chemical quantities that contain a large negative exponent. For example, chemists use an analogous *pOH scale* to describe the hydroxide ion concentration of a solution. The pOH and  $[\text{OH}^-]$  are related as follows:

Equation 16.11

$$\text{pOH} = -\log_{10} [\text{OH}^-]$$

Equation 16.12

$$[\text{OH}^-] = 10^{-\text{pOH}}$$

The constant  $K_w$  can also be expressed using this notation, where  $\text{p}K_w = -\log K_w$ .

Because a neutral solution has  $[\text{OH}^-] = 1.0 \times 10^{-7}$ , the pOH of a neutral solution is 7.00. Consequently, the sum of the pH and the pOH for a neutral solution at 25°C is  $7.00 + 7.00 = 14.00$ . We can show that the sum of pH and pOH is equal to 14.00 for *any* aqueous solution at 25°C by taking the negative logarithm of both sides of [Equation 16.7](#):




Equation 16.13

$$\begin{aligned}-\log K_w &= -\log([\text{H}_3\text{O}^+][\text{OH}^-]) \\ \text{p}K_w &= (-\log[\text{H}_3\text{O}^+]) + (-\log[\text{OH}^-]) \\ \text{p}K_w &= \text{pH} + \text{pOH}\end{aligned}$$

Thus at any temperature,  $\text{pH} + \text{pOH} = \text{p}K_w$ , so at 25°C, where  $K_w = 1.0 \times 10^{-14}$ ,  $\text{pH} + \text{pOH} = 14.00$ . More generally, the pH of any neutral solution is half of the  $\text{p}K_w$  at that temperature. The relationship among pH, pOH, and the acidity or basicity of a solution is summarized graphically in [Figure 16.1 "The Inverse Relationship between the pH and pOH Scales"](#) over the common pH range of 0 to 14. Notice the inverse relationship between the pH and pOH scales.

### Note the Pattern

For any neutral solution,  $\text{pH} + \text{pOH} = 14.00$  (at 25°C) and  $\text{pH} = \frac{1}{2} \text{p}K_w$ .

Figure 16.1 *The Inverse Relationship between the pH and pOH Scales*

As pH decreases,  $[H^+]$  and the acidity increase. As pOH increases,  $[OH^-]$  and the basicity decrease. Common substances have pH values that range from extremely acidic to extremely basic.

## EXAMPLE 1

The  $K_w$  for water at 100°C is  $4.99 \times 10^{-13}$ . Calculate  $pK_w$  for water at this temperature and the pH and the pOH for a neutral aqueous solution at 100°C. Report pH and pOH values to two decimal places.

**Given:**  $K_w$

**Asked for:**  $pK_w$ , pH, and pOH

**Strategy:**

**A** Calculate  $pK_w$  by taking the negative logarithm of  $K_w$ .

**B** For a neutral aqueous solution,  $[H_3O^+] = [OH^-]$ . Use this relationship and [Equation 16.7](#) to calculate  $[H_3O^+]$  and  $[OH^-]$ . Then determine the pH and the pOH for the solution.

**Solution:**

**A** Because  $pK_w$  is the negative logarithm of  $K_w$ , we can write

$$pK_w = -\log K_w = -\log(4.99 \times 10^{-13}) = 12.302$$

The answer is reasonable:  $K_w$  is between  $10^{-13}$  and  $10^{-12}$ , so  $pK_w$  must be between 12 and 13.

**B** [Equation 16.7](#) shows that  $K_w = [H_3O^+][OH^-]$ . Because  $[H_3O^+] = [OH^-]$  in a neutral solution, we can let  $x = [H_3O^+] = [OH^-]$ :

$$\begin{aligned} K_w &= [H_3O^+][OH^-] = (x)(x) = x^2 \\ x &= \sqrt{K_w} = \sqrt{4.99 \times 10^{-13}} = 7.06 \times 10^{-7} \text{ M} \end{aligned}$$

Because  $x$  is equal to both  $[H_3O^+]$  and  $[OH^-]$ ,

$$pH = pOH = -\log(7.06 \times 10^{-7}) = 6.15 \text{ (to two decimal places)}$$

We could obtain the same answer more easily (without using logarithms) by using the  $pK_w$ . In this case, we know that  $pK_w = 12.302$ , and from [Equation](#)

**16.13**, we know that  $pK_w = \text{pH} + \text{pOH}$ . Because  $\text{pH} = \text{pOH}$  in a neutral solution, we can use **Equation 16.13** directly, setting  $\text{pH} = \text{pOH} = y$ . Solving to two decimal places we obtain the following:

$$\begin{aligned} pK_w &= \text{pH} + \text{pOH} = y + y = 2y \\ y &= \frac{pK_w}{2} = \frac{12.302}{2} = 6.15 = \text{pH} = \text{pOH} \end{aligned}$$

#### Exercise

Humans maintain an internal temperature of about 37°C. At this temperature,  $K_w = 3.55 \times 10^{-14}$ . Calculate  $pK_w$  and the pH and the pOH of a neutral solution at 37°C. Report pH and pOH values to two decimal places.

**Answer:**  $pK_w = 13.45$   $\text{pH} = \text{pOH} = 6.73$

### Summary

Water is **amphiprotic**: it can act as an acid by donating a proton to a base to form the hydroxide ion, or as a base by accepting a proton from an acid to form the hydronium ion ( $\text{H}_3\text{O}^+$ ). The *autoionization* of liquid water produces  $\text{OH}^-$  and  $\text{H}_3\text{O}^+$  ions. The equilibrium constant for this reaction is called the **ion-product constant of liquid water ( $K_w$ )** and is defined as  $K_w = [\text{H}_3\text{O}^+][\text{OH}^-]$ . At 25°C,  $K_w$  is  $1.01 \times 10^{-14}$ ; hence  $\text{pH} + \text{pOH} = pK_w = 14.00$ .

### KEY TAKEAWAY

- For any neutral solution,  $\text{pH} + \text{pOH} = 14.00$  (at 25°C) and  $\text{pH} = 1/2 pK_w$ .

### KEY EQUATIONS

#### Ion-product constant of liquid water

Equation 16.7:  $K_w = [\text{H}_3\text{O}^+][\text{OH}^-]$

#### Definition of pH

Equation 16.9:  $\text{pH} = -\log_{10}[\text{H}^+]$

Equation 16.10:  $[\text{H}^+] = 10^{-\text{pH}}$

#### Definition of pOH

Equation 16.11:  $\text{pOH} = -\log_{10}[\text{OH}^-]$

Equation 16.12:  $[\text{OH}^-] = 10^{-\text{pOH}}$

#### Relationship among pH, pOH, and $\text{p}K_w$

Equation 16.13:  $\text{p}K_w = \text{pH} + \text{pOH}$

## CONCEPTUAL PROBLEMS

1. What is the relationship between the value of the equilibrium constant for the autoionization of liquid water and the tabulated value of the ion-product constant of liquid water ( $K_W$ )?
2. The density of liquid water decreases as the temperature increases from 25°C to 50°C. Will this effect cause  $K_W$  to increase or decrease? Why?
3. Show that water is amphiprotic by writing balanced chemical equations for the reactions of water with  $\text{HNO}_3$  and  $\text{NH}_3$ . In which reaction does water act as the acid? In which does it act as the base?
4. Write a chemical equation for each of the following.
  - a. Nitric acid is added to water.
  - b. Potassium hydroxide is added to water.
  - c. Calcium hydroxide is added to water.
  - d. Sulfuric acid is added to water.
5. Show that  $K$  for the sum of the following reactions is equal to  $K_W$ .
  - a.  $\text{HMnO}_4(\text{aq}) \rightleftharpoons \text{H}^+(\text{aq}) + \text{MnO}_4^-(\text{aq})$
  - b.  $\text{MnO}_4^-(\text{aq}) + \text{H}_2\text{O}(\text{l}) \rightleftharpoons \text{HMnO}_4(\text{aq}) + \text{OH}^-(\text{aq})$

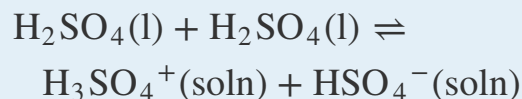
## ANSWERS

1.
 
$$K_{\text{auto}} = [\text{H}_3\text{O}^+][\text{OH}^-]/[\text{H}_2\text{O}]^2$$

$$K_W = [\text{H}_3\text{O}^+][\text{OH}^-] = K_{\text{auto}}[\text{H}_2\text{O}]^2$$
3.  $\text{H}_2\text{O}(\text{l}) + \text{HNO}_3(\text{g}) \rightarrow \text{H}_3\text{O}^+(\text{aq}) + \text{NO}_3^-(\text{aq})$ ; water is the base  
 $\text{H}_2\text{O}(\text{l}) + \text{NH}_3(\text{g}) \rightarrow \text{OH}^-(\text{aq}) + \text{NH}_4^+(\text{aq})$ ; water is the acid

## NUMERICAL PROBLEMS

1. The autoionization of sulfuric acid can be described by the following chemical equation:



At 25°C,  $K = 3 \times 10^{-4}$ . Write an equilibrium constant expression for  $K_{\text{H}_2\text{SO}_4}$  that is analogous to  $K_{\text{w}}$ . The density of  $\text{H}_2\text{SO}_4$  is 1.8 g/cm<sup>3</sup> at 25°C. What is the concentration of  $\text{H}_3\text{SO}_4^+$ ? What fraction of  $\text{H}_2\text{SO}_4$  is ionized?

2. An aqueous solution of a substance is found to have  $[\text{H}_3\text{O}^+] = 2.48 \times 10^{-8}$  M. Is the solution acidic, neutral, or basic?
3. The pH of a solution is 5.63. What is its pOH? What is the  $[\text{OH}^-]$ ? Is the solution acidic or basic?
4. State whether each solution is acidic, neutral, or basic.
- $[\text{H}_3\text{O}^+] = 8.6 \times 10^{-3}$  M
  - $[\text{H}_3\text{O}^+] = 3.7 \times 10^{-9}$  M
  - $[\text{H}_3\text{O}^+] = 2.1 \times 10^{-7}$  M
  - $[\text{H}_3\text{O}^+] = 1.4 \times 10^{-6}$  M
5. Calculate the pH and the pOH of each solution.
- 0.15 M HBr
  - 0.03 M KOH
  - $2.3 \times 10^{-3}$  M  $\text{HNO}_3$
  - $9.78 \times 10^{-2}$  M NaOH
  - 0.00017 M HCl
  - 5.78 M HI
6. Calculate the pH and the pOH of each solution.
- 25.0 mL of  $2.3 \times 10^{-2}$  M HCl, diluted to 100 mL
  - 5.0 mL of 1.87 M NaOH, diluted to 125 mL
  - 5.0 mL of 5.98 M HCl added to 100 mL of water
  - 25.0 mL of 3.7 M  $\text{HNO}_3$  added to 250 mL of water
  - 35.0 mL of 0.046 M HI added to 500 mL of water
  - 15.0 mL of 0.0087 M KOH added to 250 mL of water.
7. The pH of stomach acid is approximately 1.5. What is the  $[\text{H}^+]$ ?
8. Given the pH values in parentheses, what is the  $[\text{H}^+]$  of each solution?

- a. household bleach (11.4)
  - b. milk (6.5)
  - c. orange juice (3.5)
  - d. seawater (8.5)
  - e. tomato juice (4.2)
9. A reaction requires the addition of 250.0 mL of a solution with a pH of 3.50. What mass of HCl (in milligrams) must be dissolved in 250 mL of water to produce a solution with this pH?
  10. If you require 333 mL of a pH 12.50 solution, how would you prepare it using a 0.500 M sodium hydroxide stock solution?

## ANSWERS

1.  $K_{\text{H}_2\text{SO}_4} = [\text{H}_3\text{SO}_4^+][\text{HSO}_4^-] = K[\text{H}_2\text{SO}_4]^2$ ;  
 $[\text{H}_3\text{SO}_4^+] = 0.3 \text{ M}$ ; the fraction ionized is 0.02.
3.  $\text{pOH} = 8.37$ ;  $[\text{OH}^-] = 4.3 \times 10^{-9} \text{ M}$ ; acidic
5.
  - a.  $\text{pH} = 0.82$ ;  $\text{pOH} = 13.18$
  - b.  $\text{pH} = 12.5$ ;  $\text{pOH} = 1.5$
  - c.  $\text{pH} = 2.64$ ;  $\text{pOH} = 11.36$
  - d.  $\text{pH} = 12.990$ ;  $\text{pOH} = 1.010$
  - e.  $\text{pH} = 3.77$ ;  $\text{pOH} = 10.23$
  - f.  $\text{pH} = -0.762$ ;  $\text{pOH} = 14.762$
9. 2.9 mg HCl



## 16.2 A Qualitative Description of Acid–Base Equilibria

### LEARNING OBJECTIVES

1. To understand the concept of conjugate acid–base pairs.
2. To know the relationship between acid or base strength and the magnitude of  $K_a$ ,  $K_b$ ,  $pK_a$ , and  $pK_b$ .
3. To understand the leveling effect.

We now turn our attention to acid–base reactions to see how the concepts of chemical equilibrium and equilibrium constants can deepen our understanding of this kind of chemical behavior. We begin with a qualitative description of acid–base equilibria in terms of the Brønsted–Lowry model and then proceed to a quantitative description in [Section 16.4 "Quantitative Aspects of Acid–Base Equilibria"](#).

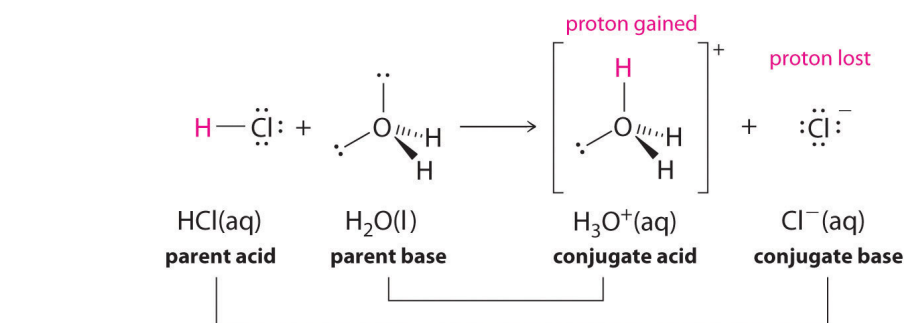
### Conjugate Acid–Base Pairs

We discussed the concept of conjugate acid–base pairs in [Chapter 4 "Reactions in Aqueous Solution"](#), using the reaction of ammonia, the base, with water, the acid, as an example. In aqueous solutions, acids and bases can be defined in terms of the transfer of a proton from an acid to a base. Thus for every acidic species in an aqueous solution, there exists a species derived from the acid by the loss of a proton. These two species that differ by only a proton constitute a **conjugate acid–base pair**<sup>3</sup>. For example, in the reaction of HCl with water ([Equation 16.1](#)), HCl, the *parent acid*, donates a proton to a water molecule, the *parent base*, thereby forming  $\text{Cl}^-$ . Thus HCl and  $\text{Cl}^-$  constitute a conjugate acid–base pair. By convention, we always write a conjugate acid–base pair as the acid followed by its conjugate base. In the reverse reaction, the  $\text{Cl}^-$  ion in solution acts as a base to accept a proton from  $\text{H}_3\text{O}^+$ , forming  $\text{H}_2\text{O}$  and HCl. Thus  $\text{H}_3\text{O}^+$  and  $\text{H}_2\text{O}$  constitute a second conjugate acid–base pair. In general, any acid–base reaction must contain *two* conjugate acid–base pairs, which in this case are  $\text{HCl}/\text{Cl}^-$  and  $\text{H}_3\text{O}^+/\text{H}_2\text{O}$ .

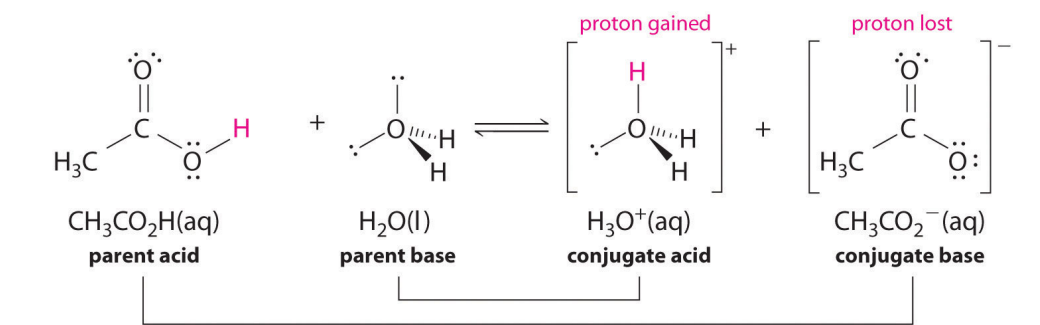
3. An acid and a base that differ by only one hydrogen ion.

### Note the Pattern

All acid–base reactions contain two conjugate acid–base pairs.



Similarly, in the reaction of acetic acid with water, acetic acid donates a proton to water, which acts as the base. In the reverse reaction,  $\text{H}_3\text{O}^+$  is the acid that donates a proton to the acetate ion, which acts as the base. Once again, we have two conjugate acid–base pairs: the parent acid and its conjugate base ( $\text{CH}_3\text{CO}_2\text{H}/\text{CH}_3\text{CO}_2^-$ ) and the parent base and its conjugate acid ( $\text{H}_3\text{O}^+/\text{H}_2\text{O}$ ).



In the reaction of ammonia with water to give ammonium ions and hydroxide ions ([Equation 16.3](#)), ammonia acts as a base by accepting a proton from a water molecule, which in this case means that water is acting as an acid. In the reverse reaction, an ammonium ion acts as an acid by donating a proton to a hydroxide ion, and the hydroxide ion acts as a base. The conjugate acid–base pairs for this reaction are  $\text{NH}_4^+/\text{NH}_3$  and  $\text{H}_2\text{O}/\text{OH}^-$ . Some common conjugate acid–base pairs are shown in [Figure 16.2 "The Relative Strengths of Some Common Conjugate Acid–Base Pairs"](#).

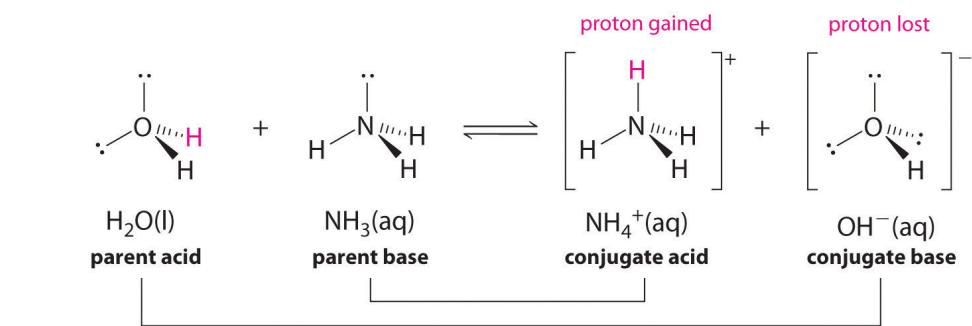


Figure 16.2 The Relative Strengths of Some Common Conjugate Acid–Base Pairs

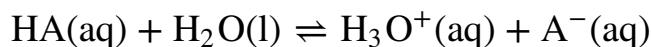
	ACID		BASE	
negligible	OH <sup>-</sup>	← Relative acid strength increasing	O <sup>2-</sup>	strong
	HS <sup>-</sup>		S <sup>2-</sup>	
weak	H <sub>2</sub> O		OH <sup>-</sup>	Relative base strength increasing →
	HPO <sub>4</sub> <sup>2-</sup>		PO <sub>4</sub> <sup>3-</sup>	
	HCO <sub>3</sub> <sup>-</sup>		CO <sub>3</sub> <sup>2-</sup>	
	NH <sub>4</sub> <sup>+</sup>		NH <sub>3</sub>	
	HCN		CN <sup>-</sup>	
	H <sub>2</sub> PO <sub>4</sub> <sup>-</sup>		HPO <sub>4</sub> <sup>2-</sup>	
	HSO <sub>3</sub> <sup>-</sup>		SO <sub>3</sub> <sup>2-</sup>	
	H <sub>2</sub> S		HS <sup>-</sup>	
	H <sub>2</sub> CO <sub>3</sub>		HCO <sub>3</sub> <sup>-</sup>	
	C <sub>5</sub> H <sub>5</sub> NH <sup>+</sup>		C <sub>5</sub> H <sub>5</sub> N	
	CH <sub>3</sub> CO <sub>2</sub> H		CH <sub>3</sub> CO <sub>2</sub> <sup>-</sup>	
	HF		F <sup>-</sup>	
	H <sub>3</sub> PO <sub>4</sub>		H <sub>2</sub> PO <sub>4</sub> <sup>-</sup>	
	H <sub>2</sub> SO <sub>3</sub>		HSO <sub>3</sub> <sup>-</sup>	
HSO <sub>4</sub> <sup>-</sup>		SO <sub>4</sub> <sup>2-</sup>		
strong	H <sub>3</sub> O <sup>+</sup>		H <sub>2</sub> O	negligible
	HNO <sub>3</sub>		NO <sub>3</sub> <sup>-</sup>	
	H <sub>2</sub> SO <sub>4</sub>		HSO <sub>4</sub> <sup>-</sup>	
	HCl		Cl <sup>-</sup>	
	HBr		Br <sup>-</sup>	

The strongest acids are at the bottom left, and the strongest bases are at the top right. The conjugate base of a strong acid is a very weak base, and, conversely, the conjugate acid of a strong base is a very weak acid.

### Acid–Base Equilibrium Constants: $K_a$ , $K_b$ , $pK_a$ , and $pK_b$

The magnitude of the equilibrium constant for an ionization reaction can be used to determine the relative strengths of acids and bases. For example, the general equation for the ionization of a weak acid in water, where HA is the parent acid and A<sup>-</sup> is its conjugate base, is as follows:

Equation 16.14



The equilibrium constant for this dissociation is as follows:

Equation 16.15

$$K = \frac{[\text{H}_3\text{O}^+][\text{A}^-]}{[\text{H}_2\text{O}][\text{HA}]}$$

As we noted earlier, the concentration of water is essentially constant for all reactions in aqueous solution, so  $[\text{H}_2\text{O}]$  in [Equation 16.15](#) can be incorporated into a new quantity, the **acid ionization constant ( $K_a$ )**<sup>4</sup>, also called the *acid dissociation constant*:

Equation 16.16

$$K_a = K[\text{H}_2\text{O}] = \frac{[\text{H}_3\text{O}^+][\text{A}^-]}{[\text{HA}]}$$

Thus the numerical values of  $K$  and  $K_a$  differ by the concentration of water (55.3 M). Again, for simplicity,  $\text{H}_3\text{O}^+$  can be written as  $\text{H}^+$  in [Equation 16.16](#). Keep in mind, though, that free  $\text{H}^+$  does not exist in aqueous solutions and that a proton is transferred to  $\text{H}_2\text{O}$  in all acid ionization reactions to form  $\text{H}_3\text{O}^+$ . The larger the  $K_a$ , the stronger the acid and the higher the  $\text{H}^+$  concentration at equilibrium. Like all equilibrium constants, acid–base ionization constants are actually measured in terms of the *activities* of  $\text{H}^+$  or  $\text{OH}^-$ , thus making them unitless. The values of  $K_a$  for a number of common acids are given in [Table 16.2 "Values of "](#).

Table 16.2 Values of  $K_a$ ,  $\text{p}K_a$ ,  $K_b$ , and  $\text{p}K_b$  for Selected Acids (HA) and Their Conjugate Bases ( $\text{A}^-$ )

Acid	HA	$K_a$	$\text{p}K_a$	$\text{A}^-$	$K_b$	$\text{p}K_b$
hydroiodic acid	HI	$2 \times 10^9$	-9.3	$\text{I}^-$	$5.5 \times 10^{-24}$	23.26
sulfuric acid (1)*	$\text{H}_2\text{SO}_4$	$1 \times 10^2$	-2.0	$\text{HSO}_4^-$	$1 \times 10^{-16}$	16.0

\*The number in parentheses indicates the ionization step referred to for a polyprotic acid.

4. An equilibrium constant for the ionization (dissociation) of a weak acid (HA) with water,  $\text{HA}(\text{aq}) + \text{H}_2\text{O}(\text{l}) \rightleftharpoons \text{H}_3\text{O}^+(\text{aq}) + \text{A}^-(\text{aq})$ , in which the concentration of water is treated as a constant:  $K_a = \frac{[\text{H}_3\text{O}^+][\text{A}^-]}{[\text{HA}]}$ .

Acid	HA	$K_a$	$pK_a$	$A^-$	$K_b$	$pK_b$
nitric acid	HNO <sub>3</sub>	$2.3 \times 10^1$	-1.37	NO <sub>3</sub> <sup>-</sup>	$4.3 \times 10^{-16}$	15.37
hydronium ion	H <sub>3</sub> O <sup>+</sup>	1.0	0.00	H <sub>2</sub> O	$1.0 \times 10^{-14}$	14.00
sulfuric acid (2)*	HSO <sub>4</sub> <sup>-</sup>	$1.0 \times 10^{-2}$	1.99	SO <sub>4</sub> <sup>2-</sup>	$9.8 \times 10^{-13}$	12.01
hydrofluoric acid	HF	$6.3 \times 10^{-4}$	3.20	F <sup>-</sup>	$1.6 \times 10^{-11}$	10.80
nitrous acid	HNO <sub>2</sub>	$5.6 \times 10^{-4}$	3.25	NO <sub>2</sub> <sup>-</sup>	$1.8 \times 10^{-11}$	10.75
formic acid	HCO <sub>2</sub> H	$1.78 \times 10^{-4}$	3.750	HCO <sub>2</sub> <sup>-</sup>	$5.6 \times 10^{-11}$	10.25
benzoic acid	C <sub>6</sub> H <sub>5</sub> CO <sub>2</sub> H	$6.3 \times 10^{-5}$	4.20	C <sub>6</sub> H <sub>5</sub> CO <sub>2</sub> <sup>-</sup>	$1.6 \times 10^{-10}$	9.80
acetic acid	CH <sub>3</sub> CO <sub>2</sub> H	$1.7 \times 10^{-5}$	4.76	CH <sub>3</sub> CO <sub>2</sub> <sup>-</sup>	$5.8 \times 10^{-10}$	9.24
pyridinium ion	C <sub>5</sub> H <sub>5</sub> NH <sup>+</sup>	$5.9 \times 10^{-6}$	5.23	C <sub>5</sub> H <sub>5</sub> N	$1.7 \times 10^{-9}$	8.77
hypochlorous acid	HOCl	$4.0 \times 10^{-8}$	7.40	OCl <sup>-</sup>	$2.5 \times 10^{-7}$	6.60
hydrocyanic acid	HCN	$6.2 \times 10^{-10}$	9.21	CN <sup>-</sup>	$1.6 \times 10^{-5}$	4.79
ammonium ion	NH <sub>4</sub> <sup>+</sup>	$5.6 \times 10^{-10}$	9.25	NH <sub>3</sub>	$1.8 \times 10^{-5}$	4.75
water	H <sub>2</sub> O	$1.0 \times 10^{-14}$	14.00	OH <sup>-</sup>	1.00	0.00
acetylene	C <sub>2</sub> H <sub>2</sub>	$1 \times 10^{-26}$	26.0	HC <sub>2</sub> <sup>-</sup>	$1 \times 10^{12}$	-12.0
ammonia	NH <sub>3</sub>	$1 \times 10^{-35}$	35.0	NH <sub>2</sub> <sup>-</sup>	$1 \times 10^{21}$	-21.0

\*The number in parentheses indicates the ionization step referred to for a polyprotic acid.

Weak bases react with water to produce the hydroxide ion, as shown in the following general equation, where B is the parent base and BH<sup>+</sup> is its conjugate acid:

Equation 16.17



The equilibrium constant for this reaction is the **base ionization constant ( $K_b$ )**<sup>5</sup>

$$K_b$$

=

$$\frac{[BH^+][OH^-]}{[B]}$$

, also called the *base dissociation constant*:

5. An equilibrium constant for the reaction of a weak base (B) with water,  $B(aq) + H_2O(l) \rightleftharpoons BH^+(aq) + OH^-(aq)$ , in which the concentration of water is treated as a constant:

Equation 16.18

$$K_b = K[\text{H}_2\text{O}] = \frac{[\text{BH}^+][\text{OH}^-]}{[\text{B}]}$$

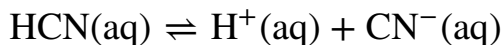
Once again, the concentration of water is constant, so it does not appear in the equilibrium constant expression; instead, it is included in the  $K_b$ . The larger the  $K_b$ , the stronger the base and the higher the  $\text{OH}^-$  concentration at equilibrium. The values of  $K_b$  for a number of common weak bases are given in Table 16.3 "Values of ".

Table 16.3 Values of  $K_b$ ,  $\text{p}K_b$ ,  $K_a$ , and  $\text{p}K_a$  for Selected Weak Bases (B) and Their Conjugate Acids ( $\text{BH}^+$ )

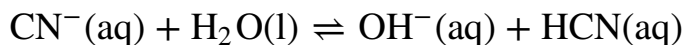
Base	B	$K_b$	$\text{p}K_b$	$\text{BH}^+$	$K_a$	$\text{p}K_a$
hydroxide ion	$\text{OH}^-$	1.0	0.00*	$\text{H}_2\text{O}$	$1.0 \times 10^{-14}$	14.00
phosphate ion	$\text{PO}_4^{3-}$	$2.1 \times 10^{-2}$	1.68	$\text{HPO}_4^{2-}$	$4.8 \times 10^{-13}$	12.32
dimethylamine	$(\text{CH}_3)_2\text{NH}$	$5.4 \times 10^{-4}$	3.27	$(\text{CH}_3)_2\text{NH}_2^+$	$1.9 \times 10^{-11}$	10.73
methylamine	$\text{CH}_3\text{NH}_2$	$4.6 \times 10^{-4}$	3.34	$\text{CH}_3\text{NH}_3^+$	$2.2 \times 10^{-11}$	10.66
trimethylamine	$(\text{CH}_3)_3\text{N}$	$6.3 \times 10^{-5}$	4.20	$(\text{CH}_3)_3\text{NH}^+$	$1.6 \times 10^{-10}$	9.80
ammonia	$\text{NH}_3$	$1.8 \times 10^{-5}$	4.75	$\text{NH}_4^+$	$5.6 \times 10^{-10}$	9.25
pyridine	$\text{C}_5\text{H}_5\text{N}$	$1.7 \times 10^{-9}$	8.77	$\text{C}_5\text{H}_5\text{NH}^+$	$5.9 \times 10^{-6}$	5.23
aniline	$\text{C}_6\text{H}_5\text{NH}_2$	$7.4 \times 10^{-10}$	9.13	$\text{C}_6\text{H}_5\text{NH}_3^+$	$1.3 \times 10^{-5}$	4.87
water	$\text{H}_2\text{O}$	$1.0 \times 10^{-14}$	14.00	$\text{H}_3\text{O}^+$	1.0*	0.00
<b>*As in Table 16.2 "Values of ".</b>						

There is a simple relationship between the magnitude of  $K_a$  for an acid and  $K_b$  for its conjugate base. Consider, for example, the ionization of hydrocyanic acid (HCN) in water to produce an acidic solution, and the reaction of  $\text{CN}^-$  with water to produce a basic solution:

Equation 16.19



Equation 16.20



The equilibrium constant expression for the ionization of HCN is as follows:

Equation 16.21

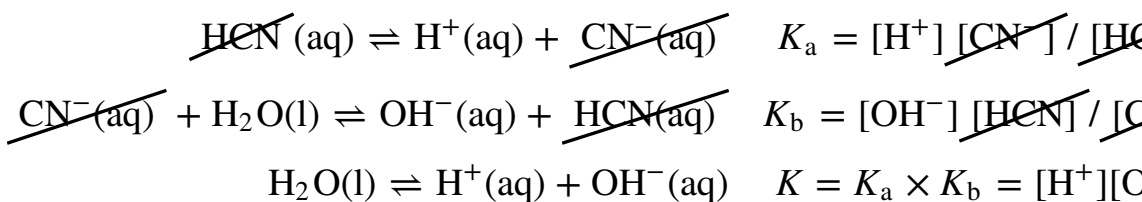
$$K_a = \frac{[\text{H}^+][\text{CN}^-]}{[\text{HCN}]}$$

The corresponding expression for the reaction of cyanide with water is as follows:

Equation 16.22

$$K_b = \frac{[\text{OH}^-][\text{HCN}]}{[\text{CN}^-]}$$

If we add [Equation 16.19](#) and [Equation 16.20](#), we obtain the following (recall from [Chapter 15 "Chemical Equilibrium"](#) that the equilibrium constant for the *sum* of two reactions is the *product* of the equilibrium constants for the individual reactions):



In this case, the sum of the reactions described by  $K_a$  and  $K_b$  is the equation for the autoionization of water, and the product of the two equilibrium constants is  $K_w$ :

Equation 16.23

$$K_a K_b = K_w$$

Thus if we know either  $K_a$  for an acid or  $K_b$  for its conjugate base, we can calculate the other equilibrium constant for any conjugate acid–base pair.

Just as with pH, pOH, and  $pK_w$ , we can use negative logarithms to avoid exponential notation in writing acid and base ionization constants, by defining  $pK_a$  as follows:

*Equation 16.24*

$$pK_a = -\log_{10}K_a$$

*Equation 16.25*

$$K_a = 10^{-pK_a}$$

and  $pK_b$  as

*Equation 16.26*

$$pK_b = -\log_{10}K_b$$

*Equation 16.27*

$$K_b = 10^{-pK_b}$$

Similarly, [Equation 16.23](#), which expresses the relationship between  $K_a$  and  $K_b$ , can be written in logarithmic form as follows:

*Equation 16.28*

$$pK_a + pK_b = pK_w$$

At 25°C, this becomes

*Equation 16.29*

$$pK_a + pK_b = 14.00$$

The values of  $pK_a$  and  $pK_b$  are given for several common acids and bases in [Table 16.2 "Values of "](#) and [Table 16.3 "Values of "](#), respectively, and a more extensive set



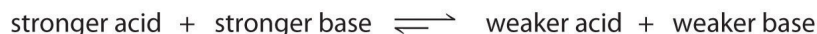
of data is provided in [Chapter 27 "Appendix C: Dissociation Constants and p"](#) and [Chapter 28 "Appendix D: Dissociation Constants and p"](#). Because of the use of negative logarithms, smaller values of  $pK_a$  correspond to larger acid ionization constants and hence stronger acids. For example, nitrous acid ( $\text{HNO}_2$ ), with a  $pK_a$  of 3.25, is about a 1000 times stronger acid than hydrocyanic acid (HCN), with a  $pK_a$  of 9.21. Conversely, smaller values of  $pK_b$  correspond to larger base ionization constants and hence stronger bases.

The relative strengths of some common acids and their conjugate bases are shown graphically in [Figure 16.2 "The Relative Strengths of Some Common Conjugate Acid–Base Pairs"](#). The conjugate acid–base pairs are listed in order (from top to bottom) of increasing acid strength, which corresponds to decreasing values of  $pK_a$ . This order corresponds to decreasing strength of the conjugate base or increasing values of  $pK_b$ . At the bottom left of [Figure 16.2 "The Relative Strengths of Some Common Conjugate Acid–Base Pairs"](#) are the common strong acids; at the top right are the most common strong bases. Notice the inverse relationship between the strength of the parent acid and the strength of the conjugate base. Thus the conjugate base of a strong acid is a very weak base, and the conjugate base of a very weak acid is a strong base.

### Note the Pattern

The conjugate base of a strong acid is a weak base and vice versa.

We can use the relative strengths of acids and bases to predict the direction of an acid–base reaction by following a single rule: *an acid–base equilibrium always favors the side with the weaker acid and base, as indicated by these arrows:*

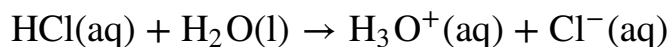


In an acid–base reaction, the proton always reacts with the stronger base.

For example, hydrochloric acid is a strong acid that ionizes essentially completely in dilute aqueous solution to produce  $\text{H}_3\text{O}^+$  and  $\text{Cl}^-$ ; only negligible amounts of HCl

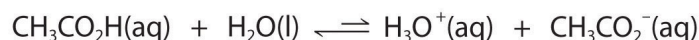
molecules remain undissociated. Hence the ionization equilibrium lies virtually all the way to the right, as represented by a single arrow:

Equation 16.30



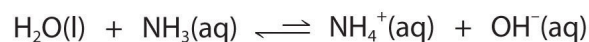
In contrast, acetic acid is a weak acid, and water is a weak base. Consequently, aqueous solutions of acetic acid contain mostly acetic acid molecules in equilibrium with a small concentration of  $\text{H}_3\text{O}^+$  and acetate ions, and the ionization equilibrium lies far to the left, as represented by these arrows:

Figure 16.3



Similarly, in the reaction of ammonia with water, the hydroxide ion is a strong base, and ammonia is a weak base, whereas the ammonium ion is a stronger acid than water. Hence this equilibrium also lies to the left:

Figure 16.4



### Note the Pattern

All acid–base equilibria favor the side with the weaker acid and base. Thus the proton is bound to the stronger base.

## EXAMPLE 2

- a. Calculate  $K_b$  and  $pK_b$  of the butyrate ion ( $\text{CH}_3\text{CH}_2\text{CH}_2\text{CO}_2^-$ ). The  $pK_a$  of butyric acid at  $25^\circ\text{C}$  is 4.83. Butyric acid is responsible for the foul smell of rancid butter.
- b. Calculate  $K_a$  and  $pK_a$  of the dimethylammonium ion  $[(\text{CH}_3)_2\text{NH}_2^+]$ . The base ionization constant  $K_b$  of dimethylamine  $[(\text{CH}_3)_2\text{NH}]$  is  $5.4 \times 10^{-4}$  at  $25^\circ\text{C}$ .

**Given:**  $pK_a$  and  $K_b$

**Asked for:** corresponding  $K_b$  and  $pK_b$ ,  $K_a$  and  $pK_a$

**Strategy:**

The constants  $K_a$  and  $K_b$  are related as shown in [Equation 16.23](#). The  $pK_a$  and  $pK_b$  for an acid and its conjugate base are related as shown in [Equation 16.28](#) and [Equation 16.29](#). Use the relationships  $pK = -\log K$  and  $K = 10^{-pK}$  ([Equation 16.24](#) and [Equation 16.26](#)) to convert between  $K_a$  and  $pK_a$  or  $K_b$  and  $pK_b$ .

**Solution:**

- a. We are given the  $pK_a$  for butyric acid and asked to calculate the  $K_b$  and the  $pK_b$  for its conjugate base, the butyrate ion. Because the  $pK_a$  value cited is for a temperature of  $25^\circ\text{C}$ , we can use [Equation 16.29](#):  $pK_a + pK_b = pK_w = 14.00$ . Substituting the  $pK_a$  and solving for the  $pK_b$ ,

$$\begin{aligned} 4.83 + pK_b &= 14.00 \\ pK_b &= 14.00 - 4.83 = 9.17 \end{aligned}$$

Because  $pK_b = -\log K_b$ ,  $K_b$  is  $10^{-9.17} = 6.8 \times 10^{-10}$ .

- b. In this case, we are given  $K_b$  for a base (dimethylamine) and asked to calculate  $K_a$  and  $pK_a$  for its conjugate acid, the dimethylammonium ion. Because the initial quantity given is  $K_b$  rather than  $pK_b$ , we can use [Equation 16.23](#):  $K_a K_b = K_w$ . Substituting the values of  $K_b$  and  $K_w$  at  $25^\circ\text{C}$  and solving for  $K_a$ ,

$$K_a(5.4 \times 10^{-4}) = 1.01 \times 10^{-14}$$

$$K_a = 1.9 \times 10^{-11}$$

Because  $\text{p}K_a = -\log K_a$ , we have  $\text{p}K_a = -\log(1.9 \times 10^{-11}) = 10.72$ . We could also have converted  $K_b$  to  $\text{p}K_b$  to obtain the same answer:

$$\text{p}K_b = -\log(5.4 \times 10^{-4}) = 3.27$$

$$\text{p}K_a + \text{p}K_b = 14.00$$

$$\text{p}K_a = 10.73$$

$$K_a = 10^{-\text{p}K_a} = 10^{-10.73} = 1.9 \times 10^{-11}$$

If we are given any one of these four quantities for an acid or a base ( $K_a$ ,  $\text{p}K_a$ ,  $K_b$ , or  $\text{p}K_b$ ), we can calculate the other three.

#### Exercise

Lactic acid [ $\text{CH}_3\text{CH}(\text{OH})\text{CO}_2\text{H}$ ] is responsible for the pungent taste and smell of sour milk; it is also thought to produce soreness in fatigued muscles. Its  $\text{p}K_a$  is 3.86 at 25°C. Calculate  $K_a$  for lactic acid and  $\text{p}K_b$  and  $K_b$  for the lactate ion.

**Answer:**  $K_a = 1.4 \times 10^{-4}$  for lactic acid;  $\text{p}K_b = 10.14$  and  $K_b = 7.2 \times 10^{-11}$  for the lactate ion

### Solutions of Strong Acids and Bases: The Leveling Effect

You will notice in [Table 16.2 "Values of "](#) that acids like  $\text{H}_2\text{SO}_4$  and  $\text{HNO}_3$  lie *above* the hydronium ion, meaning that they have  $\text{p}K_a$  values less than zero and are stronger acids than the  $\text{H}_3\text{O}^+$  ion. Recall from [Chapter 4 "Reactions in Aqueous Solution"](#) that the acidic proton in virtually all oxoacids is bonded to one of the oxygen atoms of the oxoanion. Thus nitric acid should properly be written as  $\text{HONO}_2$ . Unfortunately, however, the formulas of oxoacids are almost always written with hydrogen on the left and oxygen on the right, giving  $\text{HNO}_3$  instead. In fact, all six of the common strong acids that we first encountered in [Chapter 4 "Reactions in Aqueous Solution"](#) have  $\text{p}K_a$  values less than zero, which means that they have a greater tendency to lose a proton than does the  $\text{H}_3\text{O}^+$  ion. Conversely, the conjugate bases of these strong acids are weaker bases than water.

Consequently, the proton-transfer equilibria for these strong acids lie far to the right, and adding any of the common strong acids to water results in an essentially stoichiometric reaction of the acid with water to form a solution of the  $\text{H}_3\text{O}^+$  ion and the conjugate base of the acid.

Although  $K_a$  for HI is about  $10^8$  greater than  $K_a$  for  $\text{HNO}_3$ , the reaction of either HI or  $\text{HNO}_3$  with water gives an essentially stoichiometric solution of  $\text{H}_3\text{O}^+$  and  $\text{I}^-$  or  $\text{NO}_3^-$ . In fact, a 0.1 M aqueous solution of any strong acid actually contains 0.1 M  $\text{H}_3\text{O}^+$ , *regardless of the identity of the strong acid*. This phenomenon is called the **leveling effect**<sup>6</sup>: any species that is a stronger acid than the conjugate acid of water ( $\text{H}_3\text{O}^+$ ) is leveled to the strength of  $\text{H}_3\text{O}^+$  in aqueous solution because  $\text{H}_3\text{O}^+$  is the strongest acid that can exist in equilibrium with water. Consequently, it is impossible to distinguish between the strengths of acids such as HI and  $\text{HNO}_3$  in aqueous solution, and an alternative approach must be used to determine their relative acid strengths.

One method is to use a solvent such as anhydrous acetic acid. Because acetic acid is a stronger acid than water, it must also be a weaker base, with a lesser tendency to accept a proton than  $\text{H}_2\text{O}$ . Measurements of the conductivity of 0.1 M solutions of both HI and  $\text{HNO}_3$  in acetic acid show that HI is completely dissociated, but  $\text{HNO}_3$  is only partially dissociated and behaves like a weak acid *in this solvent*. This result clearly tells us that HI is a stronger acid than  $\text{HNO}_3$ . The relative order of acid strengths and approximate  $K_a$  and  $\text{p}K_a$  values for the strong acids at the top of [Table 16.2 "Values of "](#) were determined using measurements like this and different nonaqueous solvents.

### Note the Pattern

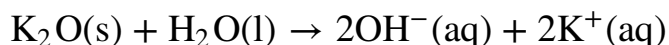
In aqueous solutions,  $[\text{H}_3\text{O}^+]$  is the strongest acid and  $\text{OH}^-$  is the strongest base that can exist in equilibrium with  $\text{H}_2\text{O}$ .

6. The phenomenon that makes  $\text{H}_3\text{O}^+$  the strongest acid that can exist in water. Any species that is a stronger acid than  $\text{H}_3\text{O}^+$  is leveled to the strength of  $\text{H}_3\text{O}^+$  in aqueous solution.

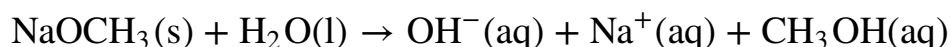
The leveling effect applies to solutions of strong bases as well: In aqueous solution, any base stronger than  $\text{OH}^-$  is leveled to the strength of  $\text{OH}^-$  because  $\text{OH}^-$  is the strongest base that can exist in equilibrium with water. Salts such as  $\text{K}_2\text{O}$ ,  $\text{NaOCH}_3$  (sodium methoxide), and  $\text{NaNH}_2$  (sodamide, or sodium amide), whose anions are the conjugate bases of species that would lie below water in [Table 16.3 "Values of "](#), are

all strong bases that react essentially completely (and often violently) with water, accepting a proton to give a solution of  $\text{OH}^-$  and the corresponding cation:

Equation 16.31



Equation 16.32



Equation 16.33

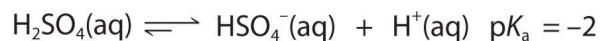


Other examples that you may encounter are potassium hydride (KH) and organometallic compounds such as methyl lithium ( $\text{CH}_3\text{Li}$ ).

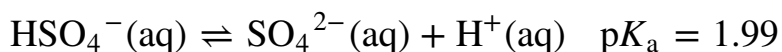
## Polyprotic Acids and Bases

As you learned in [Chapter 4 "Reactions in Aqueous Solution"](#), *polyprotic acids* such as  $\text{H}_2\text{SO}_4$ ,  $\text{H}_3\text{PO}_4$ , and  $\text{H}_2\text{CO}_3$  contain more than one ionizable proton, and the protons are lost in a stepwise manner. The fully protonated species is always the strongest acid because it is easier to remove a proton from a neutral molecule than from a negatively charged ion. Thus acid strength decreases with the loss of subsequent protons, and, correspondingly, the  $\text{p}K_{\text{a}}$  increases. Consider  $\text{H}_2\text{SO}_4$ , for example:

Figure 16.5



Equation 16.34



The equilibrium in the first reaction lies far to the right, consistent with  $\text{H}_2\text{SO}_4$  being a strong acid. In contrast, in the second reaction, appreciable quantities of both  $\text{HSO}_4^-$  and  $\text{SO}_4^{2-}$  are present at equilibrium.

**Note the Pattern**

For a polyprotic acid, acid strength decreases and the  $pK_a$  increases with the sequential loss of each proton.

The hydrogen sulfate ion ( $\text{HSO}_4^-$ ) is both the conjugate base of  $\text{H}_2\text{SO}_4$  and the conjugate acid of  $\text{SO}_4^{2-}$ . Just like water,  $\text{HSO}_4^-$  can therefore act as *either* an acid or a base, depending on whether the other reactant is a stronger acid or a stronger base. Conversely, the sulfate ion ( $\text{SO}_4^{2-}$ ) is a *polyprotic base* that is capable of accepting two protons in a stepwise manner:

Figure 16.6

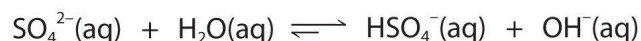
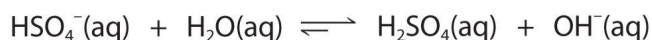


Figure 16.7



Like any other conjugate acid–base pair, the strengths of the conjugate acids and bases are related by  $pK_a + pK_b = pK_w$ . Consider, for example, the  $\text{HSO}_4^- / \text{SO}_4^{2-}$  conjugate acid–base pair. From [Table 16.2 "Values of "](#), we see that the  $pK_a$  of  $\text{HSO}_4^-$  is 1.99. Hence the  $pK_b$  of  $\text{SO}_4^{2-}$  is  $14.00 - 1.99 = 12.01$ . Thus sulfate is a rather weak base, whereas  $\text{OH}^-$  is a strong base, so the equilibrium shown in [Figure 16.6](#) lies to the left. The  $\text{HSO}_4^-$  ion is also a very weak base [ $pK_a$  of  $\text{H}_2\text{SO}_4 = 2.0$ ,  $pK_b$  of  $\text{HSO}_4^- = 14 - (-2.0) = 16$ ], which is consistent with what we expect for the conjugate base of a strong acid. Thus the equilibrium shown in [Figure 16.7](#) also lies almost completely to the left. Once again, equilibrium favors the formation of the weaker acid–base pair.

## EXAMPLE 3

Predict whether the equilibrium for each reaction lies to the left or the right as written.

- a.  $\text{NH}_4^+(\text{aq}) + \text{PO}_4^{3-}(\text{aq}) \rightleftharpoons \text{NH}_3(\text{aq}) + \text{HPO}_4^{2-}(\text{aq})$   
 b.  $\text{CH}_3\text{CH}_2\text{CO}_2\text{H}(\text{aq}) + \text{CN}^-(\text{aq}) \rightleftharpoons \text{CH}_3\text{CH}_2\text{CO}_2^-(\text{aq}) + \text{HCN}(\text{aq})$

**Given:** balanced chemical equation

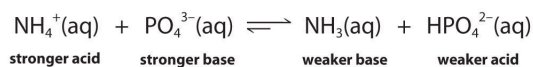
**Asked for:** equilibrium position

**Strategy:**

Identify the conjugate acid–base pairs in each reaction. Then refer to [Table 16.2 "Values of "](#), [Table 16.3 "Values of "](#), and [Figure 16.2 "The Relative Strengths of Some Common Conjugate Acid–Base Pairs"](#) to determine which is the stronger acid and base. Equilibrium always favors the formation of the weaker acid–base pair.

**Solution:**

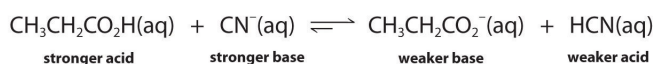
- a. The conjugate acid–base pairs are  $\text{NH}_4^+/\text{NH}_3$  and  $\text{HPO}_4^{2-}/\text{PO}_4^{3-}$ . According to [Table 16.2 "Values of "](#) and [Table 16.3 "Values of "](#),  $\text{NH}_4^+$  is a stronger acid ( $\text{p}K_{\text{a}} = 9.25$ ) than  $\text{HPO}_4^{2-}$  ( $\text{p}K_{\text{a}} = 12.32$ ), and  $\text{PO}_4^{3-}$  is a stronger base ( $\text{p}K_{\text{b}} = 1.68$ ) than  $\text{NH}_3$  ( $\text{p}K_{\text{b}} = 4.75$ ). The equilibrium will therefore lie to the right, favoring the formation of the weaker acid–base pair:



- b. The conjugate acid–base pairs are  $\text{CH}_3\text{CH}_2\text{CO}_2\text{H}/\text{CH}_3\text{CH}_2\text{CO}_2^-$  and  $\text{HCN}/\text{CN}^-$ . According to [Table 16.2 "Values of "](#), HCN is a weak acid ( $\text{p}K_{\text{a}} = 9.21$ ) and  $\text{CN}^-$  is a moderately weak base ( $\text{p}K_{\text{b}} = 4.79$ ). Propionic acid ( $\text{CH}_3\text{CH}_2\text{CO}_2\text{H}$ ) is not listed in [Table 16.2 "Values of "](#), however. In a situation like this, the best approach is to look



for a similar compound whose acid–base properties *are* listed. For example, propionic acid and acetic acid are identical except for the groups attached to the carbon atom of the carboxylic acid ( $-\text{CH}_2\text{CH}_3$  versus  $-\text{CH}_3$ ), so we might expect the two compounds to have similar acid–base properties. In particular, we would expect the  $\text{p}K_{\text{a}}$  of propionic acid to be similar in magnitude to the  $\text{p}K_{\text{a}}$  of acetic acid. (In fact, the  $\text{p}K_{\text{a}}$  of propionic acid is 4.87, compared to 4.76 for acetic acid, which makes propionic acid a slightly weaker acid than acetic acid.) Thus propionic acid should be a significantly stronger acid than HCN. Because the stronger acid forms the weaker conjugate base, we predict that cyanide will be a stronger base than propionate. The equilibrium will therefore lie to the right, favoring the formation of the weaker acid–base pair:



### Exercise

Predict whether the equilibrium for each reaction lies to the left or the right as written.

- $\text{H}_2\text{O}(\text{l}) + \text{HS}^-(\text{aq}) \rightleftharpoons \text{OH}^-(\text{aq}) + \text{H}_2\text{S}(\text{aq})$
- $\text{HCO}_2^-(\text{aq}) + \text{HSO}_4^-(\text{aq}) \rightleftharpoons \text{HCO}_2\text{H}(\text{aq}) + \text{SO}_4^{2-}(\text{aq})$

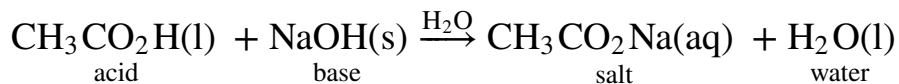
### Answer:

- left
- left

## Acid–Base Properties of Solutions of Salts

We can also use the relative strengths of conjugate acid–base pairs to understand the acid–base properties of solutions of salts. In [Chapter 4 "Reactions in Aqueous Solution"](#), you learned that a *neutralization reaction* can be defined as the reaction of an acid and a base to produce a salt and water. That is, another cation, such as  $\text{Na}^+$ , replaces the proton on the acid. An example is the reaction of  $\text{CH}_3\text{CO}_2\text{H}$ , a weak acid, with  $\text{NaOH}$ , a strong base:

Equation 16.35



Depending on the acid–base properties of its component ions, however, a salt can dissolve in water to produce a neutral solution, a basic solution, or an acidic solution.

When a salt such as NaCl dissolves in water, it produces  $\text{Na}^+(\text{aq})$  and  $\text{Cl}^-(\text{aq})$  ions. Using a Lewis approach, the  $\text{Na}^+$  ion can be viewed as an acid because it is an electron pair acceptor, although its low charge and relatively large radius make it a very weak acid. The  $\text{Cl}^-$  ion is the conjugate base of the strong acid HCl, so it has essentially no basic character. Consequently, dissolving NaCl in water has no effect on the pH of a solution, and the solution remains neutral.

Now let's compare this behavior to the behavior of aqueous solutions of potassium cyanide and sodium acetate. Again, the cations ( $\text{K}^+$  and  $\text{Na}^+$ ) have essentially no acidic character, but the anions ( $\text{CN}^-$  and  $\text{CH}_3\text{CO}_2^-$ ) are weak bases that can react with water because they are the conjugate bases of the weak acids HCN and acetic acid, respectively.

Figure 16.8

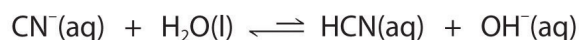
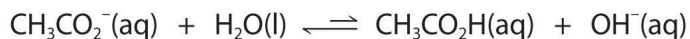


Figure 16.9



Neither reaction proceeds very far to the right as written because the formation of the weaker acid–base pair is favored. Both HCN and acetic acid are stronger acids than water, and hydroxide is a stronger base than either acetate or cyanide, so in both cases, the equilibrium lies to the left. Nonetheless, each of these reactions generates enough hydroxide ions to produce a basic solution. For example, the pH of a 0.1 M solution of sodium acetate or potassium cyanide at 25°C is 8.8 or 11.1, respectively. From [Table 16.2 "Values of "](#) and [Figure 16.2 "The Relative Strengths of Some Common Conjugate Acid–Base Pairs"](#), we can see that  $\text{CN}^-$  is a stronger base

( $pK_b = 4.79$ ) than acetate ( $pK_b = 9.24$ ), which is consistent with KCN producing a more basic solution than sodium acetate at the same concentration.

In contrast, the conjugate acid of a weak base should be a weak acid ([Figure 16.2 "The Relative Strengths of Some Common Conjugate Acid–Base Pairs"](#)). For example, ammonium chloride and pyridinium chloride are salts produced by reacting ammonia and pyridine, respectively, with HCl. As you already know, the chloride ion is such a weak base that it does not react with water. In contrast, the cations of the two salts are weak acids that react with water as follows:

Figure 16.10

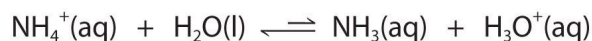
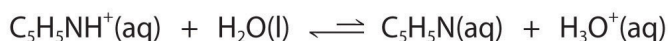


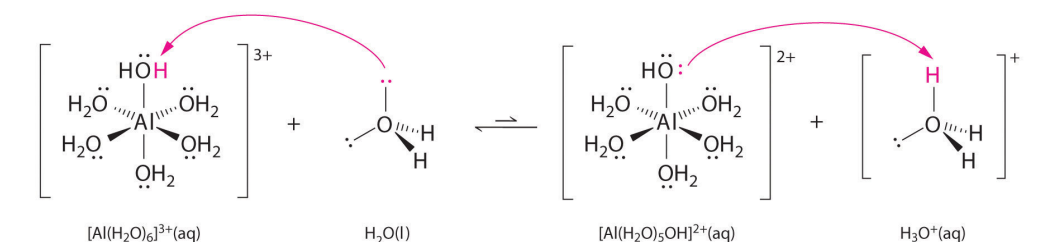
Figure 16.11



[Figure 16.2 "The Relative Strengths of Some Common Conjugate Acid–Base Pairs"](#) shows that  $\text{H}_3\text{O}^+$  is a stronger acid than either  $\text{NH}_4^+$  or  $\text{C}_5\text{H}_5\text{NH}^+$ , and conversely, ammonia and pyridine are both stronger bases than water. The equilibrium will therefore lie far to the left in both cases, favoring the weaker acid–base pair. The  $\text{H}_3\text{O}^+$  concentration produced by the reactions is great enough, however, to decrease the pH of the solution significantly: the pH of a 0.10 M solution of ammonium chloride or pyridinium chloride at 25°C is 5.13 or 3.12, respectively. This is consistent with the information shown in [Figure 16.2 "The Relative Strengths of Some Common Conjugate Acid–Base Pairs"](#), indicating that the pyridinium ion is more acidic than the ammonium ion.

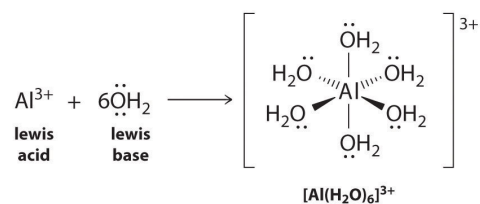
What happens with aqueous solutions of a salt such as ammonium acetate, where both the cation *and* the anion can react separately with water to produce an acid and a base, respectively? According to [Figure 16.10](#), the ammonium ion will lower the pH, while according to [Figure 16.9](#), the acetate ion will raise the pH. This particular case is unusual, in that the cation is as strong an acid as the anion is a base ( $pK_a \approx pK_b$ ). Consequently, the two effects cancel, and the solution remains neutral. With salts in which the cation is a stronger acid than the anion is a base, the final solution has a  $\text{pH} < 7.00$ . Conversely, if the cation is a weaker acid than the anion is a base, the final solution has a  $\text{pH} > 7.00$ .

Solutions of simple salts of metal ions can also be acidic, even though a metal ion cannot donate a proton directly to water to produce  $\text{H}_3\text{O}^+$ . Instead, a metal ion can act as a Lewis acid and interact with water, a Lewis base, by coordinating to a lone pair of electrons on the oxygen atom to form a hydrated metal ion (part (a) in [Figure 16.12 "Effect of a Metal Ion on the Acidity of Water"](#)), as discussed in [Chapter 4 "Reactions in Aqueous Solution"](#). A water molecule coordinated to a metal ion is more acidic than a free water molecule for two reasons. First, repulsive electrostatic interactions between the positively charged metal ion and the partially positively charged hydrogen atoms of the coordinated water molecule make it easier for the coordinated water to lose a proton.

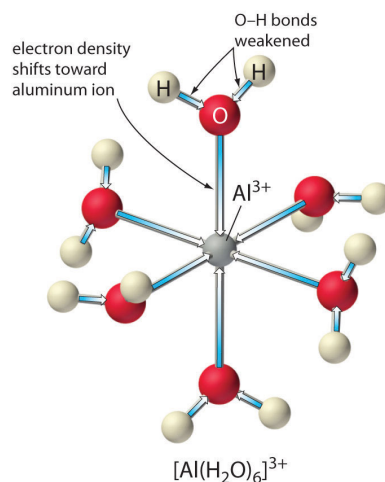


Second, the positive charge on the  $\text{Al}^{3+}$  ion attracts electron density from the oxygen atoms of the water molecules, which decreases the electron density in the O–H bonds, as shown in part (b) in [Figure 16.12 "Effect of a Metal Ion on the Acidity of Water"](#). With less electron density between the O atoms and the H atoms, the O–H bonds are weaker than in a free  $\text{H}_2\text{O}$  molecule, making it easier to lose a  $\text{H}^+$  ion.

Figure 16.12 Effect of a Metal Ion on the Acidity of Water



(a)



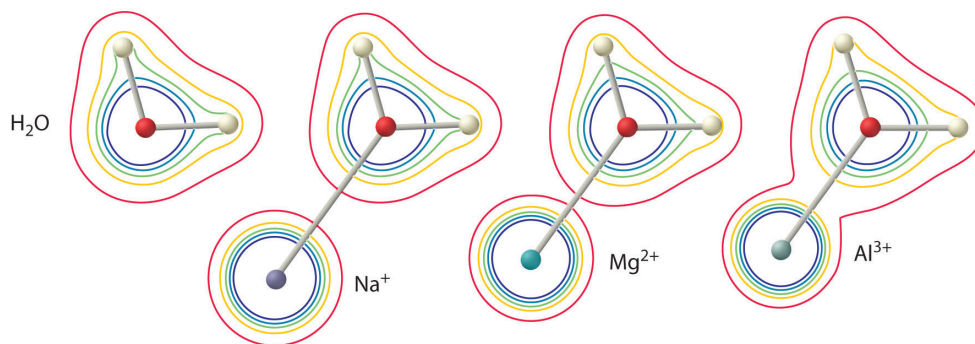
(b)

(a) Reaction of the metal ion  $\text{Al}^{3+}$  with water to form the hydrated metal ion is an example of a Lewis acid–base reaction. (b) The positive charge on the aluminum ion attracts electron density from the oxygen atoms, which shifts electron density away from the O–H bonds. The decrease in electron density weakens the O–H bonds in the water molecules and makes it easier for them to lose a proton.

The magnitude of this effect depends on the following two factors (Figure 16.13 "The Effect of the Charge and Radius of a Metal Ion on the Acidity of a Coordinated Water Molecule"):

1. **The charge on the metal ion.** A divalent ion ( $\text{M}^{2+}$ ) has approximately twice as strong an effect on the electron density in a coordinated water molecule as a monovalent ion ( $\text{M}^+$ ) of the same radius.
2. **The radius of the metal ion.** For metal ions with the same charge, the smaller the ion, the shorter the internuclear distance to the oxygen atom of the water molecule and the greater the effect of the metal on the electron density distribution in the water molecule.

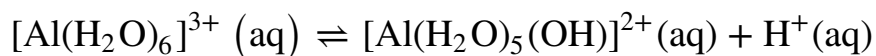
Figure 16.13 The Effect of the Charge and Radius of a Metal Ion on the Acidity of a Coordinated Water Molecule



The contours show the electron density on the O atoms and the H atoms in both a free water molecule (left) and water molecules coordinated to  $\text{Na}^+$ ,  $\text{Mg}^{2+}$ , and  $\text{Al}^{3+}$  ions. These contour maps demonstrate that the smallest, most highly charged metal ion ( $\text{Al}^{3+}$ ) causes the greatest decrease in electron density of the O–H bonds of the water molecule. Due to this effect, the acidity of hydrated metal ions increases as the charge on the metal ion increases and its radius decreases.

Thus aqueous solutions of small, highly charged metal ions, such as  $\text{Al}^{3+}$  and  $\text{Fe}^{3+}$ , are acidic:

Equation 16.36



The  $[\text{Al}(\text{H}_2\text{O})_6]^{3+}$  ion has a  $\text{pK}_a$  of 5.0, making it almost as strong an acid as acetic acid. Because of the two factors described previously, the most important parameter for predicting the effect of a metal ion on the acidity of coordinated water molecules is the *charge-to-radius ratio* of the metal ion. A number of pairs of metal ions that lie on a diagonal line in the periodic table, such as  $\text{Li}^+$  and  $\text{Mg}^{2+}$  or  $\text{Ca}^{2+}$  and  $\text{Y}^{3+}$ , have different sizes and charges but similar charge-to-radius ratios. As a result, these pairs of metal ions have similar effects on the acidity of coordinated water molecules, and they often exhibit other significant similarities in chemistry as well.

### Note the Pattern

Solutions of small, highly charged metal ions in water are acidic.

Reactions such as those discussed in this section, in which a salt reacts with water to give an acidic or basic solution, are often called **hydrolysis reactions**<sup>7</sup>. Using a separate name for this type of reaction is unfortunate because it suggests that they are somehow different. In fact, hydrolysis reactions are just acid–base reactions in which the acid is a cation or the base is an anion; they obey the same principles and rules as all other acid–base reactions.

### Note the Pattern

A hydrolysis reaction is an acid–base reaction.

7. A chemical reaction in which a salt reacts with water to yield an acidic or a basic solution.

## EXAMPLE 4

Predict whether aqueous solutions of these compounds are acidic, basic, or neutral.

- $\text{KNO}_3$
- $\text{CrBr}_3 \cdot 6\text{H}_2\text{O}$
- $\text{Na}_2\text{SO}_4$

**Given:** compound

**Asked for:** acidity or basicity of aqueous solution

**Strategy:**

**A** Assess the acid–base properties of the cation and the anion. If the cation is a weak Lewis acid, it will not affect the pH of the solution. If the cation is the conjugate acid of a weak base or a relatively highly charged metal cation, however, it will react with water to produce an acidic solution.

**B** If the anion is the conjugate base of a strong acid, it will not affect the pH of the solution. If, however, the anion is the conjugate base of a weak acid, the solution will be basic.

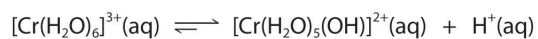
**Solution:**

- A** The  $\text{K}^+$  cation has a small positive charge (+1) and a relatively large radius (because it is in the fourth row of the periodic table), so it is a very weak Lewis acid.

**B** The  $\text{NO}_3^-$  anion is the conjugate base of a strong acid, so it has essentially no basic character ([Table 16.1 "Definitions of Acids and Bases"](#)). Hence neither the cation nor the anion will react with water to produce  $\text{H}^+$  or  $\text{OH}^-$ , and the solution will be neutral.

- A** The  $\text{Cr}^{3+}$  ion is a relatively highly charged metal cation that should behave similarly to the  $\text{Al}^{3+}$  ion and form the  $[\text{Cr}(\text{H}_2\text{O})_6]^{3+}$  complex, which will behave as a weak acid:





**B** The  $\text{Br}^-$  anion is a very weak base (it is the conjugate base of the strong acid  $\text{HBr}$ ), so it does not affect the pH of the solution. Hence the solution will be acidic.

- c. **A** The  $\text{Na}^+$  ion, like the  $\text{K}^+$ , is a very weak acid, so it should not affect the acidity of the solution.

**B** In contrast,  $\text{SO}_4^{2-}$  is the conjugate base of  $\text{HSO}_4^-$ , which is a weak acid. Hence the  $\text{SO}_4^{2-}$  ion will react with water as shown in [Figure 16.6](#) to give a slightly basic solution.

#### Exercise

Predict whether aqueous solutions of the following are acidic, basic, or neutral.

- KI
- $\text{Mg}(\text{ClO}_4)_2$
- NaHS

#### Answer:

- neutral
- acidic
- basic (due to the reaction of  $\text{HS}^-$  with water to form  $\text{H}_2\text{S}$  and  $\text{OH}^-$ )

## Summary

Two species that differ by only a proton constitute a **conjugate acid–base pair**. The magnitude of the equilibrium constant for an ionization reaction can be used to determine the relative strengths of acids and bases. For an aqueous solution of a weak acid, the dissociation constant is called the **acid ionization constant ( $K_a$ )**. Similarly, the equilibrium constant for the reaction of a weak base with water is the **base ionization constant ( $K_b$ )**. For any conjugate acid–base pair,  $K_a K_b = K_w$ . Smaller values of  $pK_a$  correspond to larger acid ionization constants and hence stronger acids. Conversely, smaller values of  $pK_b$  correspond to larger base ionization constants and hence stronger bases. At 25°C,  $pK_a + pK_b = 14.00$ . Acid–base reactions always proceed in the direction that produces the weaker acid–base pair. No acid stronger than  $H_3O^+$  and no base stronger than  $OH^-$  can exist in aqueous solution, leading to the phenomenon known as the **leveling effect**. Polyprotic acids (and bases) lose (and gain) protons in a stepwise manner, with the fully protonated species being the strongest acid and the fully deprotonated species the strongest base. A salt can dissolve in water to produce a neutral, a basic, or an acidic solution, depending on whether it contains the conjugate base of a weak acid as the anion ( $A^-$ ), the conjugate acid of a weak base as the cation ( $BH^+$ ), or both. Salts that contain small, highly charged metal ions produce acidic solutions in water. The reaction of a salt with water to produce an acidic or a basic solution is called a **hydrolysis reaction**.

## KEY TAKEAWAYS

- Acid–base reactions always contain two conjugate acid–base pairs.
- Each acid and each base has an associated ionization constant that corresponds to its acid or base strength.

## KEY EQUATIONS

**Acid ionization constant**

Equation 16.16:  $K_a = \frac{[\text{H}_3\text{O}^+][\text{A}^-]}{[\text{HA}]}$

**Base ionization constant**

Equation 16.18:  $K_b = \frac{[\text{BH}^+][\text{OH}^-]}{[\text{B}]}$

**Relationship between  $K_a$  and  $K_b$  of a conjugate acid–base pair**

Equation 16.23:  $K_a K_b = K_w$

**Definition of  $\text{p}K_a$** 

Equation 16.24:  $\text{p}K_a = -\log_{10}K_a$

Equation 16.25:  $K_a = 10^{-\text{p}K_a}$

**Definition of  $\text{p}K_b$** 

Equation 16.26:  $\text{p}K_b = -\log_{10}K_b$

Equation 16.27:  $K_b = 10^{-\text{p}K_b}$

**Relationship between  $\text{p}K_a$  and  $\text{p}K_b$  of a conjugate acid–base pair**

Equation 16.28:  $\text{p}K_a + \text{p}K_b = \text{p}K_w$

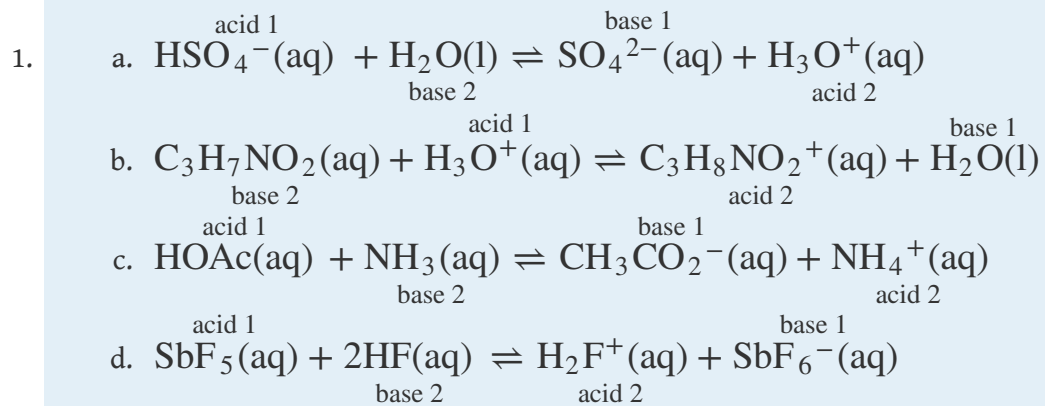
Equation 16.29:  $\text{p}K_a + \text{p}K_b = 14.00$  (at 25°C)

## CONCEPTUAL PROBLEMS

- Identify the conjugate acid–base pairs in each equilibrium.
  - $\text{HSO}_4^-(\text{aq}) + \text{H}_2\text{O}(\text{l}) \rightleftharpoons \text{SO}_4^{2-}(\text{aq}) + \text{H}_3\text{O}^+(\text{aq})$
  - $\text{C}_3\text{H}_7\text{NO}_2(\text{aq}) + \text{H}_3\text{O}^+(\text{aq}) \rightleftharpoons \text{C}_3\text{H}_8\text{NO}_2^+(\text{aq}) + \text{H}_2\text{O}(\text{l})$
  - $\text{CH}_3\text{CO}_2\text{H}(\text{aq}) + \text{NH}_3(\text{aq}) \rightleftharpoons \text{CH}_3\text{CO}_2^-(\text{aq}) + \text{NH}_4^+(\text{aq})$
  - $\text{SbF}_5(\text{aq}) + 2\text{HF}(\text{aq}) \rightleftharpoons \text{H}_2\text{F}^+(\text{aq}) + \text{SbF}_6^-(\text{aq})$
- Identify the conjugate acid–base pairs in each equilibrium.
  - $\text{HF}(\text{aq}) + \text{H}_2\text{O}(\text{l}) \rightleftharpoons \text{H}_3\text{O}^+(\text{aq}) + \text{F}^-(\text{aq})$
  - $\text{CH}_3\text{CH}_2\text{NH}_2(\text{aq}) + \text{H}_2\text{O}(\text{l}) \rightleftharpoons \text{CH}_3\text{CH}_2\text{NH}_3^+(\text{aq}) + \text{OH}^-(\text{aq})$
  - $\text{C}_3\text{H}_7\text{NO}_2(\text{aq}) + \text{OH}^-(\text{aq}) \rightleftharpoons \text{C}_3\text{H}_6\text{NO}_2^-(\text{aq}) + \text{H}_2\text{O}(\text{l})$
  - $\text{CH}_3\text{CO}_2\text{H}(\text{aq}) + 2\text{HF}(\text{aq}) \rightleftharpoons \text{CH}_3\text{C}(\text{OH})_2^+(\text{aq}) + \text{HF}_2^-(\text{aq})$
- Salts such as NaH contain the hydride ion ( $\text{H}^-$ ). When sodium hydride is added to water, it produces hydrogen gas in a highly vigorous reaction. Write a balanced chemical equation for this reaction and identify the conjugate acid–base pairs.
- Write the expression for  $K_a$  for each reaction.
  - $\text{HCO}_3^-(\text{aq}) + \text{H}_2\text{O}(\text{l}) \rightleftharpoons \text{CO}_3^{2-}(\text{aq}) + \text{H}_3\text{O}^+(\text{aq})$
  - formic acid(aq) +  $\text{H}_2\text{O}(\text{l}) \rightleftharpoons$  formate(aq) +  $\text{H}_3\text{O}^+(\text{aq})$
  - $\text{H}_3\text{PO}_4(\text{aq}) + \text{H}_2\text{O}(\text{l}) \rightleftharpoons \text{H}_2\text{PO}_4^-(\text{aq}) + \text{H}_3\text{O}^+(\text{aq})$
- Write an expression for the ionization constant  $K_b$  for each reaction.
  - $\text{OCH}_3^-(\text{aq}) + \text{H}_2\text{O}(\text{l}) \rightleftharpoons \text{HOCH}_3(\text{aq}) + \text{OH}^-(\text{aq})$
  - $\text{NH}_2^-(\text{aq}) + \text{H}_2\text{O}(\text{l}) \rightleftharpoons \text{NH}_3(\text{aq}) + \text{OH}^-(\text{aq})$
  - $\text{S}^{2-}(\text{aq}) + \text{H}_2\text{O}(\text{l}) \rightleftharpoons \text{HS}^-(\text{aq}) + \text{OH}^-(\text{aq})$
- Predict whether each equilibrium lies primarily to the left or to the right.
  - $\text{HBr}(\text{aq}) + \text{H}_2\text{O}(\text{l}) \rightleftharpoons \text{H}_3\text{O}^+(\text{aq}) + \text{Br}^-(\text{aq})$
  - $\text{NaH}(\text{soln}) + \text{NH}_3(\text{l}) \rightleftharpoons \text{H}_2(\text{soln}) + \text{NaNH}_2(\text{soln})$
  - $\text{OCH}_3^-(\text{aq}) + \text{NH}_3(\text{aq}) \rightleftharpoons \text{CH}_3\text{OH}(\text{aq}) + \text{NH}_2^-(\text{aq})$
  - $\text{NH}_3(\text{aq}) + \text{HCl}(\text{aq}) \rightleftharpoons \text{NH}_4^+(\text{aq}) + \text{Cl}^-(\text{aq})$
- Species that are strong bases in water, such as  $\text{CH}_3^-$ ,  $\text{NH}_2^-$ , and  $\text{S}^{2-}$ , are leveled to the strength of  $\text{OH}^-$ , the conjugate base of  $\text{H}_2\text{O}$ . Because their relative base strengths are indistinguishable in water, suggest a method for identifying which is the strongest base. How would you distinguish between the strength of the acids  $\text{HIO}_3$ ,  $\text{H}_2\text{SO}_4$ , and  $\text{HClO}_4$ ?

8. Is it accurate to say that a 2.0 M solution of  $\text{H}_2\text{SO}_4$ , which contains two acidic protons per molecule, is 4.0 M in  $\text{H}^+$ ? Explain your answer.
9. The alkalinity of soil is defined by the following equation:  $\text{alkalinity} = [\text{HCO}_3^-] + 2[\text{CO}_3^{2-}] + [\text{OH}^-] - [\text{H}^+]$ . The source of both  $\text{HCO}_3^-$  and  $\text{CO}_3^{2-}$  is  $\text{H}_2\text{CO}_3$ . Explain why the basicity of soil is defined in this way.
10. Why are aqueous solutions of salts such as  $\text{CaCl}_2$  neutral? Why is an aqueous solution of  $\text{NaNH}_2$  basic?
11. Predict whether aqueous solutions of the following are acidic, basic, or neutral.
  - a.  $\text{Li}_3\text{N}$
  - b.  $\text{NaH}$
  - c.  $\text{KBr}$
  - d.  $\text{C}_2\text{H}_5\text{NH}_3^+\text{Cl}^-$
12. When each compound is added to water, would you expect the pH of the solution to increase, decrease, or remain the same?
  - a.  $\text{LiCH}_3$
  - b.  $\text{MgCl}_2$
  - c.  $\text{K}_2\text{O}$
  - d.  $(\text{CH}_3)_2\text{NH}_2^+\text{Br}^-$
13. Which complex ion would you expect to be more acidic— $\text{Pb}(\text{H}_2\text{O})_4^{2+}$  or  $\text{Sn}(\text{H}_2\text{O})_4^{2+}$ ? Why?
14. Would you expect  $\text{Sn}(\text{H}_2\text{O})_4^{2+}$  or  $\text{Sn}(\text{H}_2\text{O})_6^{4+}$  to be more acidic? Why?
15. Is it possible to arrange the hydrides  $\text{LiH}$ ,  $\text{RbH}$ ,  $\text{KH}$ ,  $\text{CsH}$ , and  $\text{NaH}$  in order of increasing base strength in aqueous solution? Why or why not?

## ANSWER



## NUMERICAL PROBLEMS

1. Arrange these acids in order of increasing strength.

- acid A:  $pK_a = 1.52$
- acid B:  $pK_a = 6.93$
- acid C:  $pK_a = 3.86$

Given solutions with the same initial concentration of each acid, which would have the highest percent ionization?

2. Arrange these bases in order of increasing strength:

- base A:  $pK_b = 13.10$
- base B:  $pK_b = 8.74$
- base C:  $pK_b = 11.87$

Given solutions with the same initial concentration of each base, which would have the highest percent ionization?

3. Calculate the  $K_a$  and the  $pK_a$  of the conjugate acid of a base with each  $pK_b$  value.

- a. 3.80
- b. 7.90
- c. 13.70
- d. 1.40
- e. -2.50

4. Benzoic acid is a food preservative with a  $pK_a$  of 4.20. Determine the  $K_b$  and the  $pK_b$  for the benzoate ion.

5. Determine  $K_a$  and  $pK_a$  of boric acid  $[B(OH)_3]$ , solutions of which are occasionally used as an eyewash; the  $pK_b$  of its conjugate base is 4.80.

## ANSWERS

1. acid B < acid C < acid A (strongest)
3.
  - a.  $K_a = 6.3 \times 10^{-11}$ ;  $pK_a = 10.20$
  - b.  $K_a = 7.9 \times 10^{-7}$ ;  $pK_a = 6.10$
  - c.  $K_a = 0.50$ ;  $pK_a = 0.30$
  - d.  $K_a = 2.5 \times 10^{-13}$ ;  $pK_a = 12.60$
  - e.  $K_a = 3.2 \times 10^{-17}$ ;  $pK_a = 16.50$
5.  $K_a = 6.3 \times 10^{-10}$   $pK_a = 9.20$



## 16.3 Molecular Structure and Acid–Base Strength

### LEARNING OBJECTIVE

1. To understand how molecular structure affects the strength of an acid or base.

We have seen that the strengths of acids and bases vary over many orders of magnitude. In this section, we explore some of the structural and electronic factors that control the acidity or basicity of a molecule.

### Bond Strengths

In general, the stronger the A–H or B–H<sup>+</sup> bond, the less likely the bond is to break to form H<sup>+</sup> ions and thus the less acidic the substance. This effect can be illustrated using the hydrogen halides:

Relative Acid Strength	HF	<	HCl	<	HBr	<	HI
H–X Bond Energy (kJ/mol)	570		432		366		298
pK <sub>a</sub>	3.20		–6.1		–8.9		–9.3

The trend in bond energies is due to a steady decrease in overlap between the 1s orbital of hydrogen and the valence orbital of the halogen atom as the size of the halogen increases. The larger the atom to which H is bonded, the weaker the bond. Thus the bond between H and a large atom in a given family, such as I or Te, is weaker than the bond between H and a smaller atom in the same family, such as F or O. As a result, *acid strengths of binary hydrides increase as we go down a column of the periodic table.* For example, the order of acidity for the binary hydrides of Group 16 is as follows, with pK<sub>a</sub> values in parentheses: H<sub>2</sub>O (14.00 = pK<sub>w</sub>) < H<sub>2</sub>S (7.05) < H<sub>2</sub>Se (3.89) < H<sub>2</sub>Te (2.6).

### Stability of the Conjugate Base

Whether we write an acid–base reaction as  $AH \rightleftharpoons A^- + H^+$  or as  $BH^+ \rightleftharpoons B + H^+$ , the conjugate base (A<sup>–</sup> or B) contains one more lone pair of electrons than the parent acid (AH or BH<sup>+</sup>). *Any factor that stabilizes the lone pair on the conjugate base favors dissociation of H<sup>+</sup> and makes the parent acid a stronger acid.* Let's

see how this explains the relative acidity of the binary hydrides of the elements in the second row of the periodic table. The observed order of increasing acidity is the following, with  $pK_a$  values in parentheses:  $\text{CH}_4$  (~50)  $\ll$   $\text{NH}_3$  (~36)  $<$   $\text{H}_2\text{O}$  (14.00)  $<$   $\text{HF}$  (3.20). Consider, for example, the compounds at both ends of this series: methane and hydrogen fluoride. The conjugate base of  $\text{CH}_4$  is  $\text{CH}_3^-$ , and the conjugate base of  $\text{HF}$  is  $\text{F}^-$ . Because fluorine is much more electronegative than carbon, fluorine can better stabilize the negative charge in the  $\text{F}^-$  ion than carbon can stabilize the negative charge in the  $\text{CH}_3^-$  ion. Consequently,  $\text{HF}$  has a greater tendency to dissociate to form  $\text{H}^+$  and  $\text{F}^-$  than does methane to form  $\text{H}^+$  and  $\text{CH}_3^-$ , making  $\text{HF}$  a much stronger acid than  $\text{CH}_4$ .

The same trend is predicted by analyzing the properties of the conjugate acids. For a series of compounds of the general formula  $\text{HE}$ , as the electronegativity of  $\text{E}$  increases, the  $\text{E}-\text{H}$  bond becomes more polar, favoring dissociation to form  $\text{E}^-$  and  $\text{H}^+$ . Due to both the increasing stability of the conjugate base and the increasing polarization of the  $\text{E}-\text{H}$  bond in the conjugate acid, *acid strengths of binary hydrides increase as we go from left to right across a row of the periodic table.*

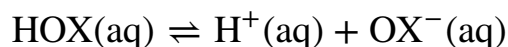
### Note the Pattern

Acid strengths of binary hydrides *increase* as we go *down* a column or *from left to right* across a row of the periodic table.

### Inductive Effects

Atoms or groups of atoms in a molecule other than those to which  $\text{H}$  is bonded can induce a change in the distribution of electrons within the molecule. This is called an *inductive effect*, and, much like the coordination of water to a metal ion, it can have a major effect on the acidity or basicity of the molecule. For example, the hypohalous acids (general formula  $\text{HOX}$ , with  $\text{X}$  representing a halogen) all have a hydrogen atom bonded to an oxygen atom. In aqueous solution, they all produce the following equilibrium:

*Equation 16.37*



The acidities of these acids vary by about three orders of magnitude, however, due to the difference in electronegativity of the halogen atoms:

HOX	Electronegativity of X	pK <sub>a</sub>
HOCl	3.0	7.40
HOBr	2.8	8.55
HOI	2.5	10.5

As the electronegativity of X increases, the distribution of electron density within the molecule changes: the electrons are drawn more strongly toward the halogen atom and, in turn, away from the H in the O–H bond, thus weakening the O–H bond and allowing dissociation of hydrogen as H<sup>+</sup>.

The acidity of oxoacids, with the general formula HOXO<sub>n</sub> (*n* = 0–3), depends strongly on the number of terminal oxygen atoms attached to the central atom X. As shown in [Figure 16.14 "The Relationship between the Acid Strengths of the Oxoacids of Chlorine and the Electron Density on the O–H Unit"](#), the K<sub>a</sub> values of the oxoacids of chlorine increase by a factor of about 10<sup>4</sup> to 10<sup>6</sup> with each oxygen as successive oxygen atoms are added. The increase in acid strength with increasing number of terminal oxygen atoms is due to both an inductive effect and increased stabilization of the conjugate base.

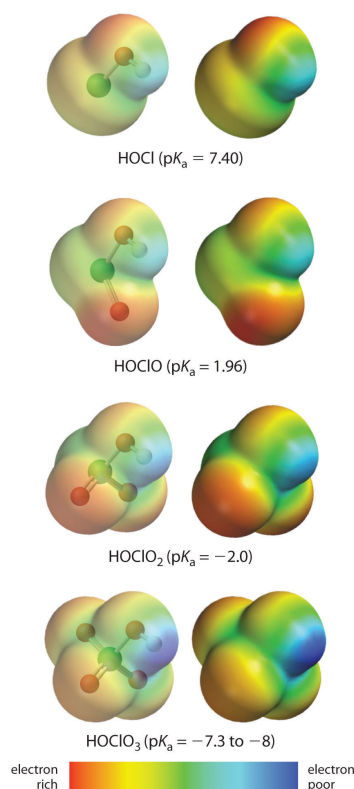
### Note the Pattern

Any inductive effect that withdraws electron density from an O–H bond increases the acidity of the compound.

Because oxygen is the second most electronegative element, adding terminal oxygen atoms causes electrons to be drawn away from the O–H bond, making it weaker and thereby increasing the strength of the acid. The colors in [Figure 16.14 "The Relationship between the Acid Strengths of the Oxoacids of Chlorine and the Electron Density on the O–H Unit"](#) show how the electrostatic potential, a measure of the strength of the interaction of a point charge at any place on the surface of the molecule, changes as the number of terminal oxygen atoms increases. In [Figure 16.14 "The Relationship between the Acid Strengths of the Oxoacids of Chlorine and the Electron Density on the O–H Unit"](#) and [Figure 16.15 "The Relationship between Delocalization of the Negative Charge in the Oxoanions of Chlorine and the Number](#)

of Terminal Oxygen Atoms", blue corresponds to low electron densities, while red corresponds to high electron densities. The oxygen atom in the O–H unit becomes steadily less red from HClO to HClO<sub>4</sub> (also written as HOClO<sub>3</sub>), while the H atom becomes steadily bluer, indicating that the electron density on the O–H unit decreases as the number of terminal oxygen atoms increases. The decrease in electron density in the O–H bond weakens it, making it easier to lose hydrogen as H<sup>+</sup> ions, thereby increasing the strength of the acid.

**Figure 16.14** *The Relationship between the Acid Strengths of the Oxoacids of Chlorine and the Electron Density on the O–H Unit*



These electrostatic potential maps show how the electron density on the O–H unit decreases as the number of terminal oxygen atoms increases. Blue corresponds to low electron densities, whereas red corresponds to high electron densities.

Source: Chlorine oxoacids  $pK_a$  values from J. R. Bowser, *Inorganic Chemistry* (Pacific Grove, CA: Brooks-Cole, 1993).

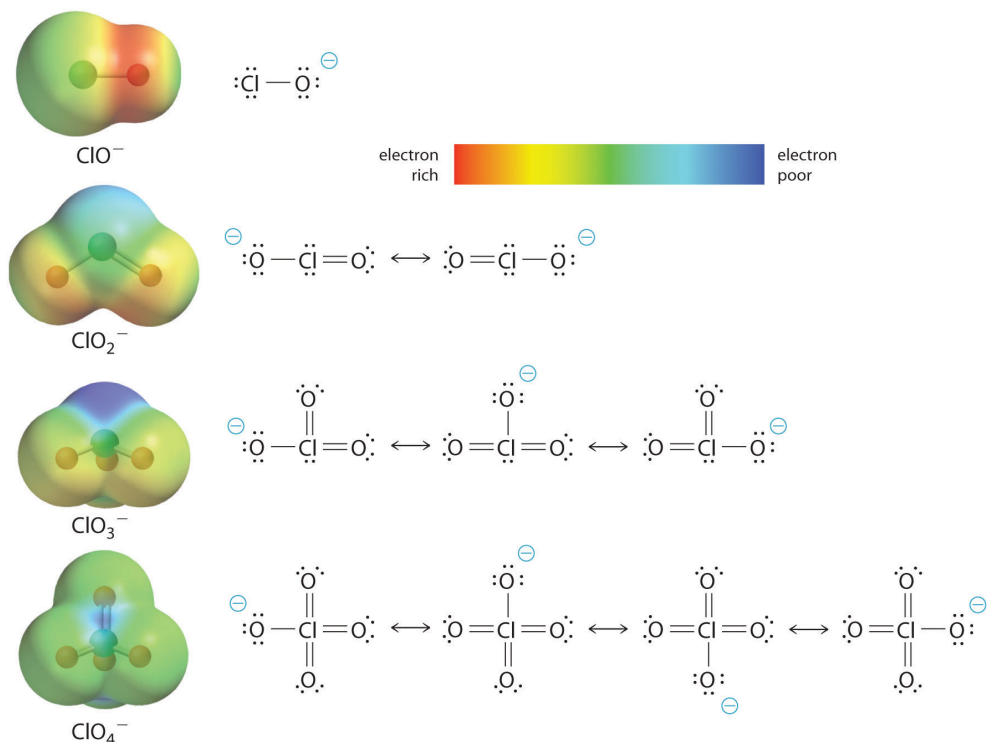
At least as important, however, is the effect of delocalization of the negative charge in the conjugate base. As shown in **Figure 16.15** "The Relationship between Delocalization of the Negative Charge in the Oxoanions of Chlorine and the Number

of Terminal Oxygen Atoms", the number of resonance structures that can be written for the oxoanions of chlorine increases as the number of terminal oxygen atoms increases, allowing the single negative charge to be delocalized over successively more oxygen atoms. The electrostatic potential plots in **Figure 16.15** "The Relationship between Delocalization of the Negative Charge in the Oxoanions of Chlorine and the Number of Terminal Oxygen Atoms" demonstrate that the electron density on the terminal oxygen atoms decreases steadily as their number increases. The oxygen atom in  $\text{ClO}^-$  is red, indicating that it is electron rich, and the color of oxygen progressively changes to green in  $\text{ClO}_4^-$ , indicating that the oxygen atoms are becoming steadily less electron rich through the series. For example, in the perchlorate ion ( $\text{ClO}_4^-$ ), the single negative charge is delocalized over all four oxygen atoms, whereas in the hypochlorite ion ( $\text{OCl}^-$ ), the negative charge is largely localized on a single oxygen atom (**Figure 16.15** "The Relationship between Delocalization of the Negative Charge in the Oxoanions of Chlorine and the Number of Terminal Oxygen Atoms"). As a result, the perchlorate ion has no localized negative charge to which a proton can bind. Consequently, the perchlorate anion has a much lower affinity for a proton than does the hypochlorite ion, and perchloric acid is one of the strongest acids known.

### Note the Pattern

Electron delocalization in the conjugate base increases acid strength.

Figure 16.15 The Relationship between Delocalization of the Negative Charge in the Oxoanions of Chlorine and the Number of Terminal Oxygen Atoms

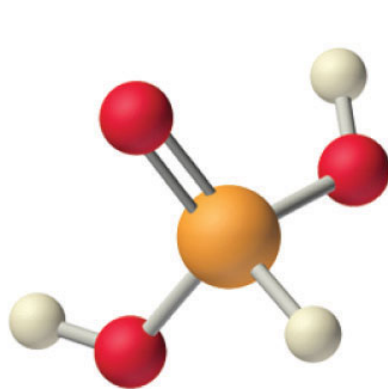


As the number of terminal oxygen atoms increases, the number of resonance structures that can be written for the oxoanions of chlorine also increases, and the single negative charge is delocalized over more oxygen atoms. As these electrostatic potential plots demonstrate, the electron density on the terminal oxygen atoms decreases steadily as their number increases. As the electron density on the oxygen atoms decreases, so does their affinity for a proton, making the anion less basic. As a result, the parent oxoacid is more acidic.

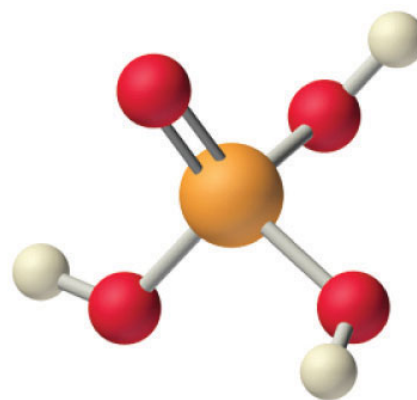
Similar inductive effects are also responsible for the trend in the acidities of oxoacids that have the same number of oxygen atoms as we go across a row of the periodic table from left to right. For example,  $\text{H}_3\text{PO}_4$  is a weak acid,  $\text{H}_2\text{SO}_4$  is a strong acid, and  $\text{HClO}_4$  is one of the strongest acids known. The number of terminal oxygen atoms increases steadily across the row, consistent with the observed increase in acidity. In addition, the electronegativity of the central atom increases steadily from P to S to Cl, which causes electrons to be drawn from oxygen to the central atom, weakening the O–H bond and increasing the strength of the oxoacid.

Careful inspection of the data in [Table 16.4 "Values of p"](#) shows two apparent anomalies: carbonic acid and phosphorous acid. If carbonic acid ( $\text{H}_2\text{CO}_3$ ) were a discrete molecule with the structure  $(\text{HO})_2\text{C}=\text{O}$ , it would have a single terminal oxygen atom and should be comparable in acid strength to phosphoric acid ( $\text{H}_3\text{PO}_4$ ),

for which  $pK_{a1} = 2.16$ . Instead, the tabulated value of  $pK_{a1}$  for carbonic acid is 6.35, making it about 10,000 times weaker than expected. As we shall see in [Section 16.6 "Buffers"](#), however,  $H_2CO_3$  is only a minor component of the aqueous solutions of  $CO_2$  that are referred to as carbonic acid. Similarly, if phosphorous acid ( $H_3PO_3$ ) actually had the structure  $(HO)_3P$ , it would have no terminal oxygen atoms attached to phosphorous. It would therefore be expected to be about as strong an acid as  $HOCl$  ( $pK_a = 7.40$ ). In fact, the  $pK_{a1}$  for phosphorous acid is 1.30, and the structure of phosphorous acid is  $(HO)_2P(=O)H$  with one H atom directly bonded to P and one  $P=O$  bond. Thus the  $pK_{a1}$  for phosphorous acid is similar to that of other oxoacids with one terminal oxygen atom, such as  $H_3PO_4$ . Fortunately, phosphorous acid is the only common oxoacid in which a hydrogen atom is bonded to the central atom rather than oxygen.



phosphorous acid  
( $H_3PO_3$ )



phosphoric acid  
( $H_3PO_4$ )

Table 16.4 Values of  $pK_a$  for Selected Polyprotic Acids and Bases

Polyprotic Acids	Formula	$pK_{a1}$	$pK_{a2}$	$pK_{a3}$
carbonic acid*	" $H_2CO_3$ "	6.35	10.33	
citric acid	$HO_2CCH_2C(OH)(CO_2H)CH_2CO_2H$	3.13	4.76	6.40
malonic acid	$HO_2CCH_2CO_2H$	2.85	5.70	
* $H_2CO_3$ and $H_2SO_3$ are at best minor components of aqueous solutions of $CO_2(g)$ and $SO_2(g)$ , respectively, but such solutions are commonly referred to as containing carbonic acid and sulfurous acid, respectively.				

oxalic acid	HO <sub>2</sub> CCO <sub>2</sub> H	1.25	3.81	
phosphoric acid	H <sub>3</sub> PO <sub>4</sub>	2.16	7.21	12.32
phosphorous acid	H <sub>3</sub> PO <sub>3</sub>	1.3	6.70	
succinic acid	HO <sub>2</sub> CCH <sub>2</sub> CH <sub>2</sub> CO <sub>2</sub> H	4.21	5.64	
sulfuric acid	H <sub>2</sub> SO <sub>4</sub>	-2.0	1.99	
sulfurous acid*	“H <sub>2</sub> SO <sub>3</sub> ”	1.85	7.21	
<b>Polyprotic Bases</b>				
	<b>Formula</b>	<b>p K<sub>b1</sub></b>	<b>p K<sub>b2</sub></b>	
ethylenediamine	H <sub>2</sub> N(CH <sub>2</sub> ) <sub>2</sub> NH <sub>2</sub>	4.08	7.14	
piperazine	HN(CH <sub>2</sub> CH <sub>2</sub> ) <sub>2</sub> NH	4.27	8.67	
propylenediamine	H <sub>2</sub> N(CH <sub>2</sub> ) <sub>3</sub> NH <sub>2</sub>	3.45	5.12	
*H <sub>2</sub> CO <sub>3</sub> and H <sub>2</sub> SO <sub>3</sub> are at best minor components of aqueous solutions of CO <sub>2</sub> (g) and SO <sub>2</sub> (g), respectively, but such solutions are commonly referred to as containing carbonic acid and sulfurous acid, respectively.				

Inductive effects are also observed in organic molecules that contain electronegative substituents. The magnitude of the electron-withdrawing effect depends on both the nature and the number of halogen substituents, as shown by the pK<sub>a</sub> values for several acetic acid derivatives:



As you might expect, fluorine, which is more electronegative than chlorine, causes a larger effect than chlorine, and the effect of three halogens is greater than the effect of two or one. Notice from these data that inductive effects can be quite large. For instance, replacing the –CH<sub>3</sub> group of acetic acid by a –CF<sub>3</sub> group results in about a 10,000-fold increase in acidity!

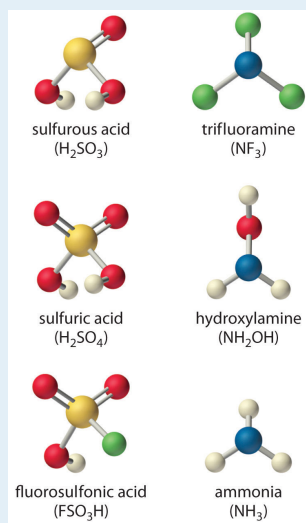


## EXAMPLE 5

Arrange the compounds of each series in order of increasing acid or base strength.

- sulfuric acid [ $\text{H}_2\text{SO}_4$ , or  $(\text{HO})_2\text{SO}_2$ ], fluorosulfonic acid ( $\text{FSO}_3\text{H}$ , or  $\text{FSO}_2\text{OH}$ ), and sulfurous acid [ $\text{H}_2\text{SO}_3$ , or  $(\text{HO})_2\text{SO}$ ]
- ammonia ( $\text{NH}_3$ ), trifluoramine ( $\text{NF}_3$ ), and hydroxylamine ( $\text{NH}_2\text{OH}$ )

The structures are shown here.



**Given:** series of compounds

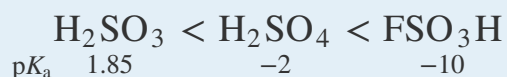
**Asked for:** relative acid or base strengths

**Strategy:**


Use relative bond strengths, the stability of the conjugate base, and inductive effects to arrange the compounds in order of increasing tendency to ionize in aqueous solution.

**Solution:**

- a. Although both sulfuric acid and sulfurous acid have two –OH groups, the sulfur atom in sulfuric acid is bonded to two terminal oxygen atoms versus one in sulfurous acid. Because oxygen is highly electronegative, sulfuric acid is the stronger acid because the negative charge on the anion is stabilized by the additional oxygen atom. In comparing sulfuric acid and fluorosulfonic acid, we note that fluorine is more electronegative than oxygen. Thus replacing an –OH by –F will remove *more* electron density from the central S atom, which will, in turn, remove electron density from the S–OH bond and the O–H bond. Because its O–H bond is weaker, FSO<sub>3</sub>H is a stronger acid than sulfuric acid. The predicted order of acid strengths given here is confirmed by the measured pK<sub>a</sub> values for these acids:



- b. The structures of both trifluoramine and hydroxylamine are similar to that of ammonia. In trifluoramine, all of the hydrogen atoms in NH<sub>3</sub> are replaced by fluorine atoms, whereas in hydroxylamine, one hydrogen atom is replaced by OH. Replacing the three hydrogen atoms by fluorine will withdraw electron density from N, making the lone electron pair on N less available to bond to an H<sup>+</sup> ion. Thus NF<sub>3</sub> is predicted to be a much weaker base than NH<sub>3</sub>. Similarly, because oxygen is more electronegative than hydrogen, replacing one hydrogen atom in NH<sub>3</sub> by OH will make the amine less basic. Because oxygen is less electronegative than fluorine and only one hydrogen atom is replaced, however, the effect will be smaller. The predicted order of increasing base strength shown here is confirmed by the measured pK<sub>b</sub> values:



Trifluoramine is such a weak base that it does not react with aqueous solutions of strong acids. Hence its base ionization constant has not been measured.

#### Exercise

Arrange the compounds of each series in order of

- a. decreasing acid strength:  $\text{H}_3\text{PO}_4$ ,  $\text{CH}_3\text{PO}_3\text{H}_2$ , and  $\text{HClO}_3$ .
- b. increasing base strength:  $\text{CH}_3\text{S}^-$ ,  $\text{OH}^-$ , and  $\text{CF}_3\text{S}^-$ .

**Answer:**

- a.  $\text{HClO}_3 > \text{CH}_3\text{PO}_3\text{H}_2 > \text{H}_3\text{PO}_4$
- b.  $\text{CF}_3\text{S}^- < \text{CH}_3\text{S}^- < \text{OH}^-$

**Summary**

The acid–base strength of a molecule depends strongly on its structure. The weaker the A–H or B–H<sup>+</sup> bond, the more likely it is to dissociate to form an H<sup>+</sup> ion. In addition, any factor that stabilizes the lone pair on the conjugate base favors the dissociation of H<sup>+</sup>, making the conjugate acid a stronger acid. Atoms or groups of atoms elsewhere in a molecule can also be important in determining acid or base strength through an *inductive effect*, which can weaken an O–H bond and allow hydrogen to be more easily lost as H<sup>+</sup> ions.

**KEY TAKEAWAY**

- Inductive effects and charge delocalization significantly influence the acidity or basicity of a compound.

## CONCEPTUAL PROBLEMS

- Section 16.3 "Molecular Structure and Acid–Base Strength" presented several factors that affect the relative strengths of acids and bases. For each pair, identify the most important factor in determining which is the stronger acid or base in aqueous solution.
  - $\text{CH}_3\text{CCl}_2\text{CH}_2\text{CO}_2\text{H}$  versus  $\text{CH}_3\text{CH}_2\text{CH}_2\text{CO}_2\text{H}$
  - $\text{CH}_3\text{CO}_2\text{H}$  versus  $\text{CH}_3\text{CH}_2\text{OH}$
  - $\text{HClO}$  versus  $\text{HBrO}$
  - $\text{CH}_3\text{C}(=\text{O})\text{NH}_2$  versus  $\text{CH}_3\text{CH}_2\text{NH}_2$
  - $\text{H}_3\text{AsO}_4$  versus  $\text{H}_3\text{AsO}_3$
- The stability of the conjugate base is an important factor in determining the strength of an acid. Which would you expect to be the stronger acid in aqueous solution— $\text{C}_6\text{H}_5\text{NH}_3^+$  or  $\text{NH}_4^+$ ? Justify your reasoning.
- Explain why  $\text{H}_2\text{Se}$  is a weaker acid than  $\text{HBr}$ .
- Arrange the following in order of decreasing acid strength in aqueous solution:  $\text{H}_3\text{PO}_4$ ,  $\text{CH}_3\text{PO}_3\text{H}_2$ , and  $\text{HClO}_3$ .
- Arrange the following in order of increasing base strength in aqueous solution:  $\text{CH}_3\text{S}^-$ ,  $\text{OH}^-$ , and  $\text{CF}_3\text{S}^-$ .
- Arrange the following in order of increasing acid strength in aqueous solution:  $\text{HClO}_2$ ,  $\text{HNO}_2$ , and  $\text{HNO}_3$ .
- Do you expect  $\text{H}_2\text{SO}_3$  or  $\text{H}_2\text{SeO}_3$  to be the stronger acid? Why?
- Give a plausible explanation for why  $\text{CF}_3\text{OH}$  is a stronger acid than  $\text{CH}_3\text{OH}$  in aqueous solution. Do you expect  $\text{CHCl}_2\text{CH}_2\text{OH}$  to be a stronger or a weaker acid than  $\text{CH}_3\text{OH}$ ? Why?
- Do you expect  $\text{Cl}_2\text{NH}$  or  $\text{NH}_3$  to be the stronger base in aqueous solution? Why?

## ANSWERS

- $\text{CF}_3\text{S}^- < \text{CH}_3\text{S}^- < \text{OH}^-$  (strongest base)
- $\text{NH}_3$ ; Cl atoms withdraw electron density from N in  $\text{Cl}_2\text{NH}$ .

## 16.4 Quantitative Aspects of Acid–Base Equilibria

### LEARNING OBJECTIVE

1. To use  $K_a$  and  $K_b$  values to calculate the percent ionization and the pH of a solution of an acid or a base.

This section presents a quantitative approach to analyzing acid–base equilibria. You will learn how to determine the values of  $K_a$  and  $K_b$ , how to use  $K_a$  or  $K_b$  to calculate the percent ionization and the pH of an aqueous solution of an acid or a base, and how to calculate the equilibrium constant for the reaction of an acid with a base from the  $K_a$  and  $K_b$  of the reactants.

### Determining $K_a$ and $K_b$

The ionization constants  $K_a$  and  $K_b$  are equilibrium constants that are calculated from experimentally measured concentrations, just like the equilibrium constants discussed in [Chapter 15 "Chemical Equilibrium"](#). Before proceeding further, it is important to understand exactly what is meant when we describe the concentration of an aqueous solution of a weak acid or a weak base. Suppose, for example, we have a bottle labeled 1.0 M acetic acid or 1.0 M ammonia. As you learned in [Chapter 4 "Reactions in Aqueous Solution"](#), such a solution is usually prepared by dissolving 1.0 mol of acetic acid or ammonia in water and adding enough water to give a final volume of exactly 1.0 L. If, however, we were to list the actual concentrations of all the species present in either solution, we would find that *none* of the values is exactly 1.0 M because a weak acid such as acetic acid or a weak base such as ammonia always reacts with water to some extent. The extent of the reaction depends on the  $K_a$  or the  $K_b$ , the concentration of the acid or the base, and the temperature. Consequently, only the *total concentration* of both the ionized and unionized species is equal to 1.0 M.

The *analytical concentration* ( $C$ ) is defined as the *total* concentration of all forms of an acid or a base that are present in solution, regardless of their state of protonation. Thus a “1.0 M” solution of acetic acid has an analytical concentration of 1.0 M, which is the sum of the *actual* concentrations of unionized acetic acid ( $\text{CH}_3\text{CO}_2\text{H}$ ) and the ionized form ( $\text{CH}_3\text{CO}_2^-$ ):

Equation 16.38



As we shall see shortly, if we know the analytical concentration and the  $K_a$ , we can calculate the actual values of  $[\text{CH}_3\text{CO}_2\text{H}]$  and  $[\text{CH}_3\text{CO}_2^-]$ .

The equilibrium equations for the reaction of acetic acid and ammonia with water are as follows:

Equation 16.39

$$K_a = \frac{[\text{H}^+][\text{CH}_3\text{CO}_2^-]}{[\text{CH}_3\text{CO}_2\text{H}]}$$

Equation 16.40

$$K_b = \frac{[\text{NH}_4^+][\text{OH}^-]}{[\text{NH}_3]}$$

where  $K_a$  and  $K_b$  are the ionization constants for acetic acid and ammonia, respectively. In addition to the analytical concentration of the acid (or the base), we must have a way to measure the concentration of at least *one* of the species in the equilibrium constant expression to determine the  $K_a$  (or the  $K_b$ ). There are two common ways to obtain the concentrations: (1) measure the electrical conductivity of the solution, which is related to the total concentration of ions present, and (2) measure the pH of the solution, which gives  $[\text{H}^+]$  or  $[\text{OH}^-]$ .

Example 6 and Example 7 illustrate the procedure for determining  $K_a$  for a weak acid and  $K_b$  for a weak base. In both cases, we will follow the procedure developed in [Chapter 15 "Chemical Equilibrium"](#): the analytical concentration of the acid or the base is the *initial* concentration, and the stoichiometry of the reaction with water determines the *change* in concentrations. The *final* concentrations of all species are calculated from the initial concentrations and the changes in the concentrations. Inserting the final concentrations into the equilibrium constant expression enables us to calculate the  $K_a$  or the  $K_b$ .

## EXAMPLE 6

Electrical conductivity measurements indicate that 0.42% of the acetic acid molecules in a 1.00 M solution are ionized at 25°C. Calculate  $K_a$  and  $pK_a$  for acetic acid at this temperature.

**Given:** analytical concentration and percent ionization

**Asked for:**  $K_a$  and  $pK_a$

**Strategy:**

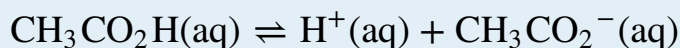
**A** Write the balanced equilibrium equation for the reaction and derive the equilibrium constant expression.

**B** Use the data given and the stoichiometry of the reaction to construct a table showing the initial concentrations, the changes in concentrations, and the final concentrations for all species in the equilibrium constant expression.

**C** Substitute the final concentrations into the equilibrium constant expression and calculate the  $K_a$ . Take the negative logarithm of  $K_a$  to obtain the  $pK_a$ .

**Solution:**

**A** The balanced equilibrium equation for the dissociation of acetic acid is as follows:



and the equilibrium constant expression is as follows:

$$K_a = \frac{[\text{H}^+][\text{CH}_3\text{CO}_2^-]}{[\text{CH}_3\text{CO}_2\text{H}]}$$

**B** To calculate the  $K_a$ , we need to know the equilibrium concentrations of  $\text{CH}_3\text{CO}_2\text{H}$ ,  $\text{CH}_3\text{CO}_2^-$ , and  $\text{H}^+$ . The most direct way to do this is to construct a table that lists the initial concentrations and the changes in concentrations that occur during the reaction to give the final concentrations, using the

procedure introduced in [Chapter 15 "Chemical Equilibrium"](#). The initial concentration of unionized acetic acid ( $[\text{CH}_3\text{CO}_2\text{H}]_i$ ) is the analytical concentration, 1.00 M, and the initial acetate concentration ( $[\text{CH}_3\text{CO}_2^-]_i$ ) is zero. The initial concentration of  $\text{H}^+$  is not zero, however;  $[\text{H}^+]_i$  is  $1.00 \times 10^{-7}$  M due to the autoionization of water. The measured percent ionization tells us that 0.42% of the acetic acid molecules are ionized at equilibrium. Consequently, the change in the concentration of acetic acid is  $\Delta[\text{CH}_3\text{CO}_2\text{H}] = -(4.2 \times 10^{-3})(1.00 \text{ M}) = -0.0042 \text{ M}$ . Conversely, the change in the acetate concentration is  $\Delta[\text{CH}_3\text{CO}_2^-] = +0.0042 \text{ M}$  because every 1 mol of acetic acid that ionizes gives 1 mol of acetate. Because one proton is produced for each acetate ion formed,  $\Delta[\text{H}^+] = +0.0042 \text{ M}$  as well. These results are summarized in the following table.

$\text{CH}_3\text{CO}_2\text{H}(\text{aq}) \rightleftharpoons \text{H}^+(\text{aq}) + \text{CH}_3\text{CO}_2^-(\text{aq})$			
	$[\text{CH}_3\text{CO}_2\text{H}]$	$[\text{H}^+]$	$[\text{CH}_3\text{CO}_2^-]$
initial	1.00	$1.00 \times 10^{-7}$	0
change	-0.0042	+0.0042	+0.0042
final			

The final concentrations of all species are therefore as follows:

$$[\text{CH}_3\text{CO}_2\text{H}]_f = [\text{CH}_3\text{CO}_2\text{H}]_i + \Delta[\text{CH}_3\text{CO}_2\text{H}] = 1.00 \text{ M} + (-0.0042 \text{ M})$$

$$[\text{CH}_3\text{CO}_2^-]_f = [\text{CH}_3\text{CO}_2^-]_i + \Delta[\text{CH}_3\text{CO}_2^-] = 0 \text{ M} + (+0.0042 \text{ M}) = 0.0042 \text{ M}$$

$$[\text{H}^+]_f = [\text{H}^+]_i + \Delta[\text{H}^+] = 1.00 \times 10^{-7} \text{ M} + (+0.0042 \text{ M}) = 0.0042 \text{ M}$$

C We can now calculate  $K_a$  by inserting the final concentrations into the equilibrium constant expression:

$$K_a = \frac{[\text{H}^+][\text{CH}_3\text{CO}_2^-]}{[\text{CH}_3\text{CO}_2\text{H}]} = \frac{(0.0042)(0.0042)}{1.00} = 1.8 \times 10^{-5}$$

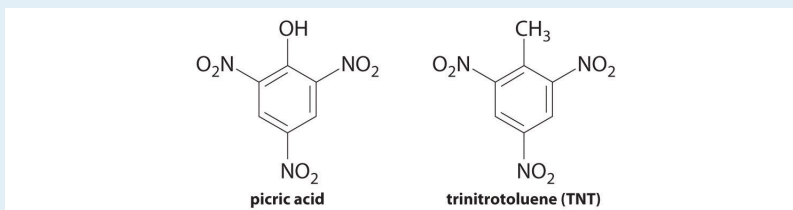
The  $\text{p}K_a$  is the negative logarithm of  $K_a$ :  $\text{p}K_a = -\log K_a = -\log(1.8 \times 10^{-5}) = 4.74$ .

#### Exercise

Picric acid is the common name for 2,4,6-trinitrophenol, a derivative of phenol ( $\text{C}_6\text{H}_5\text{OH}$ ) in which three H atoms are replaced by nitro ( $-\text{NO}_2$ ) groups. The presence of the nitro groups removes electron density from the



phenyl ring, making picric acid a much stronger acid than phenol ( $pK_a = 9.99$ ). The nitro groups also make picric acid potentially explosive, as you might expect based on its chemical similarity to 2,4,6-trinitrotoluene, better known as TNT. A 0.20 M solution of picric acid is 73% ionized at 25°C. Calculate  $K_a$  and  $pK_a$  for picric acid.



**Answer:**  $K_a = 0.39$ ;  $pK_a = 0.41$

## EXAMPLE 7

A 1.0 M aqueous solution of ammonia has a pH of 11.63 at 25°C. Calculate  $K_b$  and  $pK_b$  for ammonia.

**Given:** analytical concentration and pH

**Asked for:**  $K_b$  and  $pK_b$

**Strategy:**

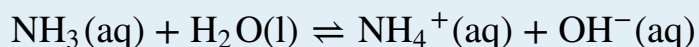
**A** Write the balanced equilibrium equation for the reaction and derive the equilibrium constant expression.

**B** Use the data given and the stoichiometry of the reaction to construct a table showing the initial concentrations, the changes in concentrations, and the final concentrations for all species in the equilibrium constant expression.

**C** Substitute the final concentrations into the equilibrium constant expression and calculate the  $K_b$ . Take the negative logarithm of  $K_b$  to obtain the  $pK_b$ .

**Solution:**

**A** The balanced equilibrium equation for the reaction of ammonia with water is as follows:



and the equilibrium constant expression is as follows:

$$K_b = \frac{[\text{NH}_4^+][\text{OH}^-]}{[\text{NH}_3]}$$

Remember that water does not appear in the equilibrium constant expression for  $K_b$ .

**B** To calculate  $K_b$ , we need to know the equilibrium concentrations of  $\text{NH}_3$ ,  $\text{NH}_4^+$ , and  $\text{OH}^-$ . The initial concentration of  $\text{NH}_3$  is the analytical

concentration, 1.0 M, and the initial concentrations of  $\text{NH}_4^+$  and  $\text{OH}^-$  are 0 M and  $1.00 \times 10^{-7}$  M, respectively. In this case, we are given the pH of the solution, which allows us to calculate the final concentration of one species ( $\text{OH}^-$ ) directly, rather than the change in concentration. Recall that  $\text{p}K_w = \text{pH} + \text{pOH} = 14.00$  at 25°C. Thus  $\text{pOH} = 14.00 - \text{pH} = 14.00 - 11.63 = 2.37$ , and  $[\text{OH}^-]_f = 10^{-2.37} = 4.3 \times 10^{-3}$  M. Our data thus far are listed in the following table.

$\text{NH}_3(\text{aq}) \rightleftharpoons \text{NH}_4^+(\text{aq}) + \text{OH}^-(\text{aq})$			
	$[\text{NH}_3]$	$[\text{NH}_4^+]$	$[\text{OH}^-]$
initial	1.0	0	$1.00 \times 10^{-7}$
change			
final			$4.3 \times 10^{-3}$

The final  $[\text{OH}^-]$  is much greater than the initial  $[\text{H}^+]$ , so the change in  $[\text{OH}^-]$  is as follows:

$$\Delta[\text{OH}^-] = (4.3 \times 10^{-3} \text{ M}) - (1.00 \times 10^{-7} \text{ M}) \approx 4.3 \times 10^{-3} \text{ M}$$

The stoichiometry of the reaction tells us that 1 mol of  $\text{NH}_3$  is converted to  $\text{NH}_4^+$  for each 1 mol of  $\text{OH}^-$  formed, so

$$\Delta[\text{NH}_4^+] = +4.3 \times 10^{-3} \text{ M} \text{ and } \Delta[\text{NH}_3] = -4.3 \times 10^{-3} \text{ M}$$

We can now insert these values for the changes in concentrations into the table, which enables us to complete the table.

$\text{H}_2\text{O}(\text{l}) + \text{NH}_3(\text{aq}) \rightleftharpoons \text{NH}_4^+(\text{aq}) + \text{OH}^-(\text{aq})$			
	$[\text{NH}_3]$	$[\text{NH}_4^+]$	$[\text{OH}^-]$
initial	1.0	0	$1.00 \times 10^{-7}$
change	$-4.3 \times 10^{-3}$	$+4.3 \times 10^{-3}$	$+4.3 \times 10^{-3}$
final	1.0	$4.3 \times 10^{-3}$	$4.3 \times 10^{-3}$

C Inserting the final concentrations into the equilibrium constant expression gives  $K_b$ :

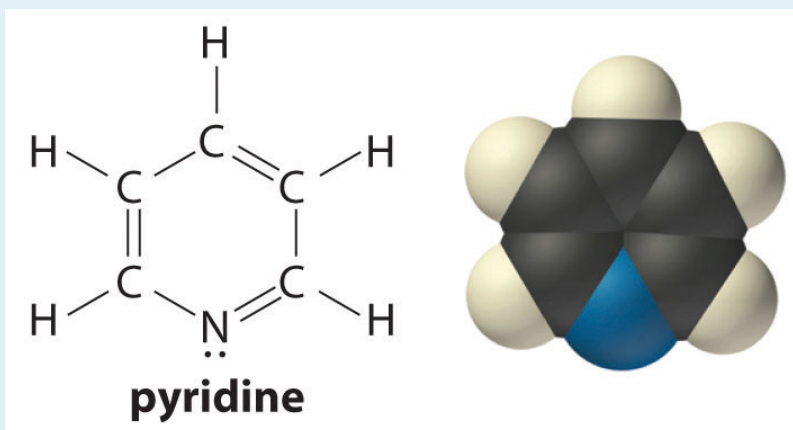
$$K_b = \frac{[\text{NH}_4^+][\text{OH}^-]}{[\text{NH}_3]} = \frac{(4.3 \times 10^{-3})^2}{1.0} = 1.8 \times 10^{-5}$$

and  $\text{p}K_b = -\log K_b = 4.74$ .

The  $K_b$  and the  $\text{p}K_b$  for ammonia are almost exactly the same as the  $K_a$  and the  $\text{p}K_a$  for acetic acid at 25°C. In other words, ammonia is almost exactly as strong a base as acetic acid is an acid. Consequently, the extent of the ionization reaction in an aqueous solution of ammonia at a given concentration is the same as in an aqueous solution of acetic acid at the same concentration.

#### Exercise

The pH of a 0.050 M solution of pyridine ( $\text{C}_6\text{H}_5\text{N}$ ) is 8.96 at 25°C. Calculate  $K_b$  and  $\text{p}K_b$  for pyridine.



**Answer:**  $K_b = 1.7 \times 10^{-9}$ ;  $\text{p}K_b = 8.77$

### Calculating Percent Ionization from $K_a$ or $K_b$

When carrying out a laboratory analysis, chemists frequently need to know the concentrations of all species in solution. Because the reactivity of a weak acid or a weak base is usually very different from the reactivity of its conjugate base or acid, we often need to know the percent ionization of a solution of an acid or a base to understand a chemical reaction. The percent ionization is defined as follows:

Equation 16.41

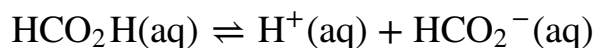
$$\text{percent ionization of acid} = \frac{[\text{H}^+]}{C_{\text{HA}}} \times 100$$

Equation 16.42

$$\text{percent ionization of base} = \frac{[\text{OH}^-]}{C_{\text{B}}} \times 100$$

One way to determine the concentrations of species in solutions of weak acids and bases is a variation of the tabular method we used previously to determine  $K_{\text{a}}$  and  $K_{\text{b}}$  values. As a demonstration, we will calculate the concentrations of all species and the percent ionization in a 0.150 M solution of formic acid at 25°C. The data in [Table 16.2 "Values of "](#) show that formic acid ( $K_{\text{a}} = 1.8 \times 10^{-4}$  at 25°C) is a slightly stronger acid than acetic acid. The equilibrium equation for the ionization of formic acid in water is as follows:

Equation 16.43



and the equilibrium constant expression for this reaction is as follows:

Equation 16.44

$$K_{\text{a}} = \frac{[\text{H}^+][\text{HCO}_2^-]}{[\text{HCO}_2\text{H}]}$$

We set the initial concentration of  $\text{HCO}_2\text{H}$  equal to 0.150 M, and that of  $\text{HCO}_2^-$  is 0 M. The initial concentration of  $\text{H}^+$  is  $1.00 \times 10^{-7}$  M due to the autoionization of water. Because the equilibrium constant for the ionization reaction is small, the equilibrium will lie to the left, favoring the unionized form of the acid. Hence we can define  $x$  as the amount of formic acid that dissociates.

If the change in  $[\text{HCO}_2\text{H}]$  is  $-x$ , then the change in  $[\text{H}^+]$  and  $[\text{HCO}_2^-]$  is  $+x$ . The final concentration of each species is the sum of its initial concentration and the change in concentration, as summarized in the following table.

$\text{HCO}_2\text{H}(\text{aq}) \rightleftharpoons \text{H}^+(\text{aq}) + \text{HCO}_2^-(\text{aq})$			
	$[\text{HCO}_2\text{H}]$	$[\text{H}^+]$	$[\text{HCO}_2^-]$
initial	0.150	$1.00 \times 10^{-7}$	0
change	-x	+x	+x
final	$(0.150 - x)$	$(1.00 \times 10^{-7} + x)$	x

We can calculate  $x$  by substituting the final concentrations from the table into the equilibrium constant expression:

$$K_a = \frac{[\text{H}^+][\text{HCO}_2^-]}{[\text{HCO}_2\text{H}]} = \frac{(1.00 \times 10^{-7} + x)x}{0.150 - x}$$

Because the ionization constant  $K_a$  is small,  $x$  is likely to be small compared with the initial concentration of formic acid:  $(0.150 - x) \text{ M} \approx 0.150 \text{ M}$ . Moreover,  $[\text{H}^+]$  due to the autoionization of water ( $1.00 \times 10^{-7} \text{ M}$ ) is likely to be negligible compared with  $[\text{H}^+]$  due to the dissociation of formic acid:  $(1.00 \times 10^{-7} + x) \text{ M} \approx x \text{ M}$ . Inserting these values into the equilibrium constant expression and solving for  $x$ ,

$$K_a = \frac{x^2}{0.150} = 1.8 \times 10^{-4}$$

$$x = 5.2 \times 10^{-3}$$

We can now calculate the concentrations of the species present in a 0.150 M formic acid solution by inserting this value of  $x$  into the expressions in the last line of the table:

$$[\text{HCO}_2\text{H}] = (0.150 - x) \text{ M} = 0.145 \text{ M}$$

$$[\text{HCO}_2^-] = x = 5.2 \times 10^{-3} \text{ M}$$

$$[\text{H}^+] = (1.00 \times 10^{-7} + x) \text{ M} = 5.2 \times 10^{-3} \text{ M}$$

Thus the pH of the solution is  $-\log(5.2 \times 10^{-3}) = 2.28$ . We can also use these concentrations to calculate the fraction of the original acid that is ionized. In this case, the percent ionization is the ratio of  $[\text{H}^+]$  (or  $[\text{HCO}_2^-]$ ) to the analytical concentration, multiplied by 100 to give a percentage:

$$\text{percent ionization} = \frac{[\text{H}^+]}{C_{\text{HA}}} \times 100 = \frac{5.2 \times 10^{-3} \text{ M}}{0.150} \times 100 = 3.5\%$$

*Always check to make sure that any simplifying assumption was valid.* As a general rule of thumb, approximations such as those used here are valid *only* if the quantity being neglected is no more than about 5% of the quantity to which it is being added or from which it is being subtracted. If the quantity that was neglected is much greater than about 5%, then the approximation is probably not valid, and you should go back and solve the problem using the quadratic formula. In the previous demonstration, both simplifying assumptions were justified: the percent ionization is only 3.5%, which is well below the approximately 5% limit, and the  $1.00 \times 10^{-7} \text{ M}$   $[\text{H}^+]$  due to the autoionization of water is much, much less than the  $5.2 \times 10^{-3} \text{ M}$   $[\text{H}^+]$  due to the ionization of formic acid.

As a general rule, the  $[\text{H}^+]$  contribution due to the autoionization of water can be ignored as long as the product of the acid or the base ionization constant and the analytical concentration of the acid or the base is at least 10 times greater than the  $[\text{H}^+]$  or  $[\text{OH}^-]$  from the autoionization of water—that is, if

*Equation 16.45*

$$K_{\text{a}}C_{\text{HA}} \geq 10(1.00 \times 10^{-7}) = 1.0 \times 10^{-6}$$

or

*Equation 16.46*

$$K_{\text{b}}C_{\text{B}} \geq 10(1.00 \times 10^{-7}) = 1.0 \times 10^{-6}$$

By substituting the appropriate values for the formic acid solution into [Equation 16.45](#), we see that the simplifying assumption is valid in this case:

*Equation 16.47*

$$K_{\text{a}}C_{\text{HA}} = (1.8 \times 10^{-4})(0.150) = 2.7 \times 10^{-5} > 1.0 \times 10^{-6}$$

Doing this simple calculation before solving this type of problem saves time and allows you to write simplified expressions for the final concentrations of the species present. In practice, it is necessary to include the  $[\text{H}^+]$  contribution due to the autoionization of water only for extremely dilute solutions of very weak acids or bases.

Example 8 illustrates how the procedure outlined previously can be used to calculate the pH of a solution of a weak base.



## EXAMPLE 8

Calculate the pH and percent ionization of a 0.225 M solution of ethylamine ( $\text{CH}_3\text{CH}_2\text{NH}_2$ ), which is used in the synthesis of some dyes and medicines. The  $\text{p}K_{\text{b}}$  of ethylamine is 3.19 at  $20^\circ\text{C}$ .

**Given:** concentration and  $\text{p}K_{\text{b}}$

**Asked for:** pH and percent ionization

**Strategy:**

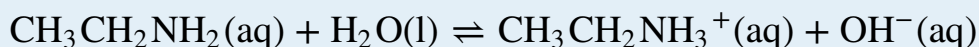
**A** Write the balanced equilibrium equation for the reaction and the equilibrium constant expression. Calculate  $K_{\text{b}}$  from  $\text{p}K_{\text{b}}$ .

**B** Use [Equation 16.45](#) to see whether you can ignore  $[\text{H}^+]$  due to the autoionization of water. Then use a tabular format to write expressions for the final concentrations of all species in solution. Substitute these values into the equilibrium equation and solve for  $[\text{OH}^-]$ . Use [Equation 16.42](#) to calculate the percent ionization.

**C** Use the relationship  $K_{\text{w}} = [\text{OH}^-][\text{H}^+]$  to obtain  $[\text{H}^+]$ . Then calculate the pH of the solution.

**Solution:**

**A** We begin by writing the balanced equilibrium equation for the reaction:



The corresponding equilibrium constant expression is as follows:

$$K_{\text{b}} = \frac{[\text{CH}_3\text{CH}_2\text{NH}_3^+][\text{OH}^-]}{[\text{CH}_3\text{CH}_2\text{NH}_2]}$$

From the  $\text{p}K_{\text{b}}$ , we have  $K_{\text{b}} = 10^{-3.19} = 6.5 \times 10^{-4}$ .

**B** To calculate the pH, we need to determine the  $\text{H}^+$  concentration. Unfortunately,  $\text{H}^+$  does not appear in either the chemical equation or the equilibrium constant expression. However,  $[\text{H}^+]$  and  $[\text{OH}^-]$  in an aqueous

solution are related by  $K_w = [\text{H}^+][\text{OH}^-]$ . Hence if we can determine  $[\text{OH}^-]$ , we can calculate  $[\text{H}^+]$  and then the pH. The initial concentration of  $\text{CH}_3\text{CH}_2\text{NH}_2$  is 0.225 M, and the initial  $[\text{OH}^-]$  is  $1.00 \times 10^{-7}$  M. Because ethylamine is a weak base, the extent of the reaction will be small, and it makes sense to let  $x$  equal the amount of  $\text{CH}_3\text{CH}_2\text{NH}_2$  that reacts with water. The change in  $[\text{CH}_3\text{CH}_2\text{NH}_2]$  is therefore  $-x$ , and the change in both  $[\text{CH}_3\text{CH}_2\text{NH}_3^+]$  and  $[\text{OH}^-]$  is  $+x$ . To see whether the autoionization of water can safely be ignored, we substitute  $K_b$  and  $C_B$  into [Equation 16.46](#):

$$K_b C_B = (6.5 \times 10^{-4})(0.225) = 1.5 \times 10^{-4} > 1.0 \times 10^{-6}$$

Thus the simplifying assumption is valid, and we will not include  $[\text{OH}^-]$  due to the autoionization of water in our calculations.

$\text{H}_2\text{O}(l) + \text{CH}_3\text{CH}_2\text{NH}_2(\text{aq}) \rightleftharpoons \text{CH}_3\text{CH}_2\text{NH}_3^+(\text{aq}) + \text{OH}^-(\text{aq})$			
	$[\text{CH}_3\text{CH}_2\text{NH}_2]$	$[\text{CH}_3\text{CH}_2\text{NH}_3^+]$	$[\text{OH}^-]$
initial	0.225	0	$1.00 \times 10^{-7}$
change	$-x$	$+x$	$+x$
final	$(0.225 - x)$	$x$	$x$

Substituting the quantities from the last line of the table into the equilibrium constant expression,

$$K_b = \frac{[\text{CH}_3\text{CH}_2\text{NH}_3^+][\text{OH}^-]}{[\text{CH}_3\text{CH}_2\text{NH}_2]} = \frac{(x)(x)}{0.225 - x} = 6.5 \times 10^{-4}$$

As before, we assume the amount of  $\text{CH}_3\text{CH}_2\text{NH}_2$  that ionizes is small compared with the initial concentration, so  $[\text{CH}_3\text{CH}_2\text{NH}_2]_f = 0.225 - x \approx 0.225$ . With this assumption, we can simplify the equilibrium equation and solve for  $x$ :

$$K_b = \frac{x^2}{0.225} = 6.5 \times 10^{-4}$$

$$x = 0.012 = [\text{CH}_3\text{CH}_2\text{NH}_3^+]_f = [\text{OH}^-]_f$$

The percent ionization is therefore

$$\text{percent ionization} = \frac{[\text{OH}^-]}{C_B} \times 100 = \frac{0.012 \text{ M}}{0.225 \text{ M}} \times 100 = 5.4\%$$

which is at the upper limit of the approximately 5% range that can be ignored. The final hydroxide concentration is thus 0.012 M.

C We can now determine the  $[\text{H}^+]$  using the expression for  $K_w$ :

$$\begin{aligned} K_w &= [\text{OH}^-][\text{H}^+] \\ 1.01 \times 10^{-14} &= (0.012 \text{ M})[\text{H}^+] \\ 8.4 \times 10^{-13} \text{ M} &= [\text{H}^+] \end{aligned}$$

The pH of the solution is  $-\log(8.4 \times 10^{-13}) = 12.08$ . Alternatively, we could have calculated pOH as  $-\log(0.012) = 1.92$  and determined the pH as follows:

$$\begin{aligned} \text{pH} + \text{pOH} &= \text{p}K_w = 14.00 \\ \text{pH} &= 14.00 - 1.92 = 12.08 \end{aligned}$$

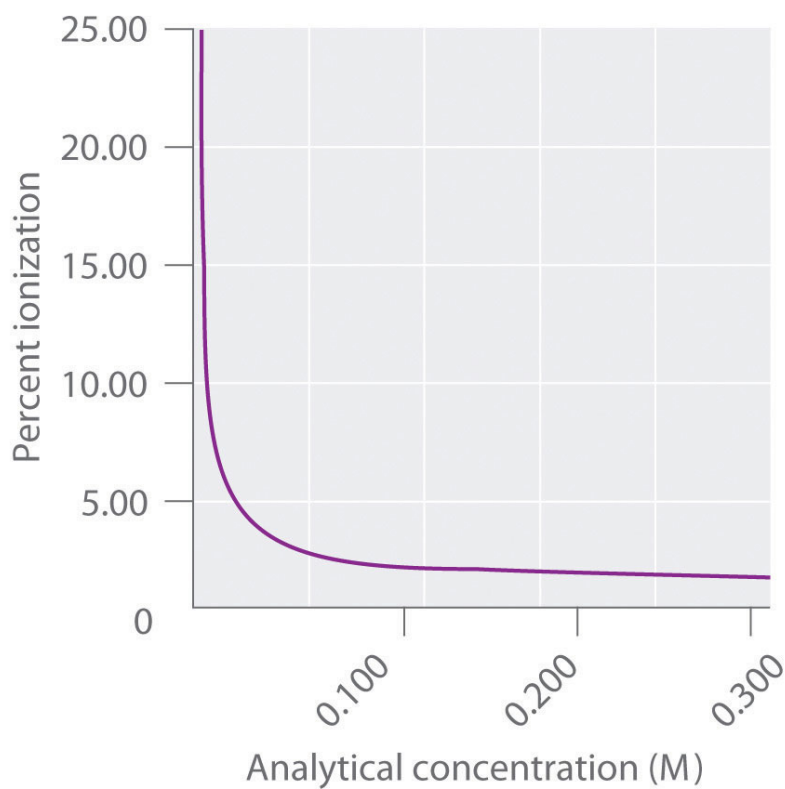
The two methods are equivalent.

#### Exercise

Aromatic amines, in which the nitrogen atom is bonded directly to a phenyl ring ( $-\text{C}_6\text{H}_5$ ) tend to be much weaker bases than simple alkylamines. For example, aniline ( $\text{C}_6\text{H}_5\text{NH}_2$ ) has a  $\text{p}K_b$  of 9.13 at 25°C. What is the pH of a 0.050 M solution of aniline?

**Answer:** 8.78

The previous examples illustrate a key difference between solutions of strong acids and bases and solutions of weak acids and bases. Because strong acids and bases ionize essentially completely in water, the percent ionization is always approximately 100%, regardless of the concentration. In contrast, the percent ionization in solutions of weak acids and bases is small and depends on the analytical concentration of the weak acid or base. As illustrated for benzoic acid in [Figure 16.16 "The Relationship between the Analytical Concentration of a Weak Acid and Percent Ionization"](#), the percent ionization of a weak acid or a weak base actually *increases* as its analytical concentration decreases. The percent ionization also increases as the magnitude of  $K_a$  and  $K_b$  increases.

Figure 16.16 *The Relationship between the Analytical Concentration of a Weak Acid and Percent Ionization*

As shown here for benzoic acid ( $C_6H_5CO_2H$ ), the percent ionization decreases as the analytical concentration of a weak acid increases.

Unlike the  $K_a$  or the  $K_b$ , the percent ionization is not a constant for weak acids and bases but depends on *both* the  $K_a$  or the  $K_b$  *and* the analytical concentration. Consequently, the procedure in Example 8 must be used to calculate the percent ionization and pH for solutions of weak acids and bases. Example 9 and its corresponding exercise demonstrate that the combination of a dilute solution and a relatively large  $K_a$  or  $K_b$  can give a percent ionization much greater than 5%, making it necessary to use the quadratic equation to determine the concentrations of species in solution.

### Note the Pattern

The percent ionization in a solution of a weak acid or a weak base *increases* as the analytical concentration *decreases* and as the  $K_a$  or the  $K_b$  *increases*.

## EXAMPLE 9

Benzoic acid ( $\text{C}_6\text{H}_5\text{CO}_2\text{H}$ ) is used in the food industry as a preservative and medically as an antifungal agent. Its  $\text{p}K_{\text{a}}$  at  $25^\circ\text{C}$  is 4.20, making it a somewhat stronger acid than acetic acid. Calculate the percentage of benzoic acid molecules that are ionized in each solution.

- a 0.0500 M solution
- a 0.00500 M solution

**Given:** concentrations and  $\text{p}K_{\text{a}}$

**Asked for:** percent ionization

**Strategy:**

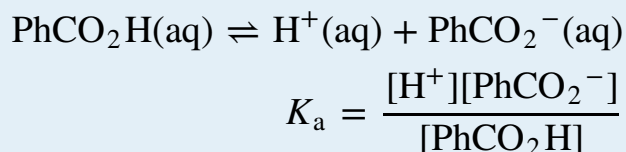
**A** Write both the balanced equilibrium equation for the ionization reaction and the equilibrium equation ([Equation 16.15](#)). Use [Equation 16.25](#) to calculate the  $K_{\text{a}}$  from the  $\text{p}K_{\text{a}}$ .

**B** For both the concentrated solution and the dilute solution, use a tabular format to write expressions for the final concentrations of all species in solution. Substitute these values into the equilibrium equation and solve for  $[\text{C}_6\text{H}_5\text{CO}_2^-]_{\text{f}}$  for each solution.

**C** Use the values of  $[\text{C}_6\text{H}_5\text{CO}_2^-]_{\text{f}}$  and [Equation 16.41](#) to calculate the percent ionization.

**Solution:**

**A** If we abbreviate benzoic acid as  $\text{PhCO}_2\text{H}$  where  $\text{Ph} = -\text{C}_6\text{H}_5$ , the balanced equilibrium equation for the ionization reaction and the equilibrium equation can be written as follows:



From the  $\text{p}K_{\text{a}}$ , we have  $K_{\text{a}} = 10^{-4.20} = 6.3 \times 10^{-5}$ .

- a. **B** For the more concentrated solution, we set up our table of initial concentrations, changes in concentrations, and final concentrations:

$\text{PhCO}_2\text{H}(\text{aq}) \rightleftharpoons \text{H}^+(\text{aq}) + \text{PhCO}_2^-(\text{aq})$			
	$[\text{PhCO}_2\text{H}]$	$[\text{H}^+]$	$[\text{PhCO}_2^-]$
initial	0.0500	$1.00 \times 10^{-7}$	0
change	-x	+x	+x
final	$(0.0500 - x)$	$(1.00 \times 10^{-7} + x)$	x

Inserting the expressions for the final concentrations into the equilibrium equation and making our usual assumptions, that  $[\text{PhCO}_2^-]$  and  $[\text{H}^+]$  are negligible due to the autoionization of water,

$$K_a = \frac{[\text{H}^+][\text{PhCO}_2^-]}{[\text{PhCO}_2\text{H}]} = \frac{(x)(x)}{0.0500 - x} = \frac{x^2}{0.0500} = 6.3 \times 10^{-5}$$

$$1.8 \times 10^{-3} = x$$

This value is less than 5% of 0.0500, so our simplifying assumption is justified, and  $[\text{PhCO}_2^-]$  at equilibrium is  $1.8 \times 10^{-3}$  M. We reach the same conclusion using  $C_{\text{HA}}: K_a C_{\text{HA}} = (6.3 \times 10^{-5})(0.0500) = 3.2 \times 10^{-6} > 1.0 \times 10^{-6}$ .

**C** The percent ionized is the ratio of the concentration of  $\text{PhCO}_2^-$  to the analytical concentration, multiplied by 100:

$$\text{percent ionized} = \frac{[\text{PhCO}_2^-]}{C_{\text{PhCO}_2\text{H}}} \times 100 = \frac{1.8 \times 10^{-3}}{0.0500} \times 100 = 3.6\%$$

Because only 3.6% of the benzoic acid molecules are ionized in a 0.0500 M solution, our simplifying assumptions are confirmed.

- b. **B** For the more dilute solution, we proceed in exactly the same manner. Our table of concentrations is therefore as follows:

$\text{PhCO}_2\text{H}(\text{aq}) \rightleftharpoons \text{H}^+(\text{aq}) + \text{PhCO}_2^-(\text{aq})$			
	$[\text{PhCO}_2\text{H}]$	$[\text{H}^+]$	$[\text{PhCO}_2^-]$
initial	0.00500	$1.00 \times 10^{-7}$	0
change	-x	+x	+x
final	$(0.00500 - x)$	$(1.00 \times 10^{-7} + x)$	x

Inserting the expressions for the final concentrations into the equilibrium equation and making our usual simplifying assumptions,

$$K_a = \frac{[\text{H}^+][\text{PhCO}_2^-]}{[\text{PhCO}_2\text{H}]} = \frac{(x)(x)}{0.00500 - x} = \frac{x^2}{0.00500} = 6.3 \times 10^{-5}$$

$$5.6 \times 10^{-4} = x$$

Unfortunately, this number is greater than 10% of 0.00500, so our assumption that the fraction of benzoic acid that is ionized in this solution could be neglected and that  $(0.00500 - x) \approx x$  is not valid. Furthermore, we see that  $K_a C_{\text{HA}} = (6.3 \times 10^{-5})(0.00500) = 3.2 \times 10^{-7} < 1.0 \times 10^{-6}$ . Thus the relevant equation is as follows:

$$\frac{x^2}{0.00500 - x} = 6.3 \times 10^{-5}$$

which must be solved using the quadratic formula. Multiplying out the quantities,

$$x^2 = (6.3 \times 10^{-5})(0.00500 - x) = (3.2 \times 10^{-7}) - (6.3 \times 10^{-5})x$$

Rearranging the equation to fit the standard quadratic equation format,

$$x^2 + (6.3 \times 10^{-5})x - (3.2 \times 10^{-7}) = 0$$

This equation can be solved by using the quadratic formula:



$$\begin{aligned}
 x &= \frac{-b \pm \sqrt{b^2 - 4ac}}{2a} \\
 &= \frac{-(6.3 \times 10^{-5}) \pm \sqrt{(6.3 \times 10^{-5})^2 - 4(1)(-3.2 \times 10^{-7})}}{2(1)} \\
 &= \frac{-(6.3 \times 10^{-5}) \pm (1.1 \times 10^{-3})}{2} = 5.3 \times 10^{-4} \text{ or } -5.9 \times 10^{-4}
 \end{aligned}$$

Because a negative  $x$  value corresponds to a negative  $[\text{PhCO}_2^-]$ , which is not physically meaningful, we use the positive solution:  $x = 5.3 \times 10^{-4}$ . Thus  $[\text{PhCO}_2^-] = 5.3 \times 10^{-4}$  M.

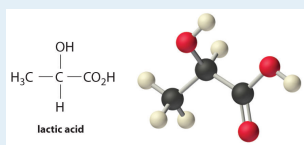
C The percent ionized is therefore

$$\text{percent ionized} = \frac{[\text{PhCO}_2^-]}{C_{\text{PhCO}_2\text{H}}} \times 100 = \frac{5.3 \times 10^{-4}}{0.00500} \times 100 = 11\%$$

In the more dilute solution ( $C = 0.00500$  M), 11% of the benzoic acid molecules are ionized versus only 3.6% in the more concentrated solution ( $C = 0.0500$  M). Decreasing the analytical concentration by a factor of 10 results in an approximately threefold increase in the percentage of benzoic acid molecules that are ionized.

### Exercise

Lactic acid ( $\text{CH}_3\text{CH}(\text{OH})\text{CO}_2\text{H}$ ) is a weak acid with a  $\text{p}K_a$  of 3.86 at 25°C. What percentage of the lactic acid is ionized in each solution?



- a 0.10 M solution
- a 0.0020 M solution

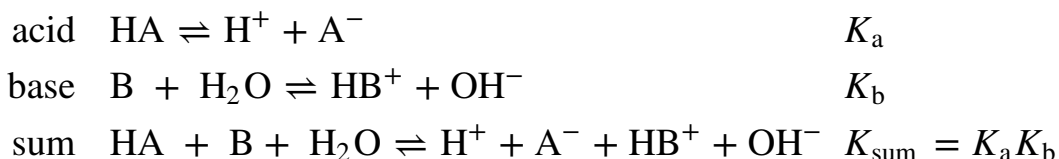
**Answer:**

- a. 3.7%  
b. 23%

**Determining  $K_{\text{eq}}$  from  $K_{\text{a}}$  and  $K_{\text{b}}$** 

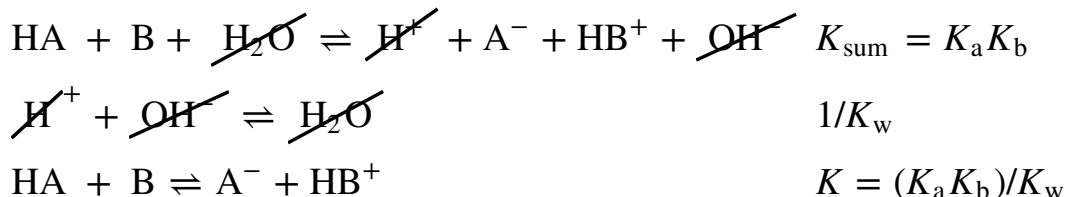
In [Section 16.2 "A Qualitative Description of Acid–Base Equilibria"](#), you learned how to use  $K_{\text{a}}$  and  $K_{\text{b}}$  values to qualitatively predict whether reactants or products are favored in an acid–base reaction. Tabulated values of  $K_{\text{a}}$  (or  $\text{p}K_{\text{a}}$ ) and  $K_{\text{b}}$  (or  $\text{p}K_{\text{b}}$ ), plus the  $K_{\text{w}}$ , enable us to quantitatively determine the direction and extent of reaction for a weak acid and a weak base by calculating  $K$  for the reaction. To illustrate how to do this, we begin by writing the dissociation equilibria for a weak acid and a weak base and then summing them:

*Equation 16.48*



The overall reaction has  $\text{H}_2\text{O}$  on the left and  $\text{H}^+$  and  $\text{OH}^-$  on the right, which means it involves the autoionization of water ( $\text{H}_2\text{O} \rightleftharpoons \text{H}^+ + \text{OH}^-$ ) in addition to the acid–base equilibrium in which we are interested. We can obtain an equation that includes only the acid–base equilibrium by simply adding the equation for the reverse of the autoionization of water ( $\text{H}^+ + \text{OH}^- \rightleftharpoons \text{H}_2\text{O}$ ), for which  $K = 1/K_{\text{w}}$ , to the overall equilibrium in [Equation 16.48](#) and canceling:

*Equation 16.49*

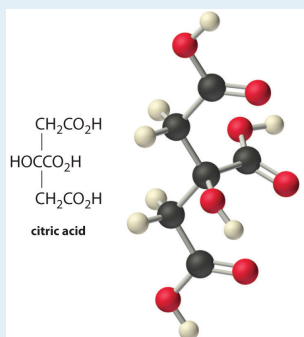


Thus the equilibrium constant for the reaction of a weak acid with a weak base is the product of the ionization constants of the acid and the base divided by  $K_{\text{w}}$ .

Example 10 illustrates how to calculate the equilibrium constant for the reaction of a weak acid with a weak base.

## EXAMPLE 10

Fish tend to spoil rapidly, even when refrigerated. The cause of the resulting “fishy” odor is a mixture of amines, particularly methylamine ( $\text{CH}_3\text{NH}_2$ ), a volatile weak base ( $\text{p}K_{\text{b}} = 3.34$ ). Fish is often served with a wedge of lemon because lemon juice contains citric acid, a triprotic acid with  $\text{p}K_{\text{a}}$  values of 3.13, 4.76, and 6.40 that can neutralize amines. Calculate the equilibrium constant for the reaction of excess citric acid with methylamine, assuming that only the first dissociation constant of citric acid is important.



**Given:**  $\text{p}K_{\text{b}}$  for base and  $\text{p}K_{\text{a}}$  for acid

**Asked for:**  $K$

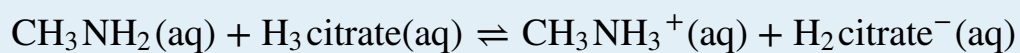
**Strategy:**

**A** Write the balanced equilibrium equation and the equilibrium constant expression for the reaction.

**B** Convert  $\text{p}K_{\text{a}}$  and  $\text{p}K_{\text{b}}$  to  $K_{\text{a}}$  and  $K_{\text{b}}$  and then use [Equation 16.49](#) to calculate  $K$ .

**Solution:**

**A** If we abbreviate citric acid as  $\text{H}_3\text{citrate}$ , the equilibrium equation for its reaction with methylamine is as follows:



The equilibrium constant expression for this reaction is as follows:

$$K = \frac{[\text{CH}_3\text{NH}_3^+][\text{H}_2\text{citrate}^-]}{[\text{CH}_3\text{NH}_2][\text{H}_3\text{citrate}]}$$

**B Equation 16.49** is  $K = (K_a K_b)/K_w$ . Converting  $\text{p}K_a$  and  $\text{p}K_b$  to  $K_a$  and  $K_b$  gives  $K_a = 10^{-3.13} = 7.4 \times 10^{-4}$  for citric acid and  $K_b = 10^{-3.34} = 4.6 \times 10^{-4}$  for methylamine. Substituting these values into the equilibrium equation,

$$K = \frac{K_a K_b}{K_w} = \frac{(7.4 \times 10^{-4})(4.6 \times 10^{-4})}{1.01 \times 10^{-14}} = 3.4 \times 10^7$$

The value of  $\text{p}K$  can also be calculated directly by taking the negative logarithm of both sides of **Equation 16.49**, which gives

$$\text{p}K = \text{p}K_a + \text{p}K_b - \text{p}K_w = 3.13 + 3.34 - 14.00 = -7.53$$

Thus  $K = 10^{-(-7.53)} = 3.4 \times 10^7$ , in agreement with the earlier value. In either case, the  $K$  values show that the reaction of citric acid with the volatile, foul-smelling methylamine lies very far to the right, favoring the formation of a much less volatile salt with no odor. This is one reason a little lemon juice helps make less-than-fresh fish more appetizing.

#### Exercise

Dilute aqueous ammonia solution, often used as a cleaning agent, is also effective as a deodorizing agent. To see why, calculate the equilibrium constant for the reaction of aqueous ammonia with butyric acid ( $\text{CH}_3\text{CH}_2\text{CH}_2\text{CO}_2\text{H}$ ), a particularly foul-smelling substance associated with the odor of rancid butter and smelly socks. The  $\text{p}K_b$  of ammonia is 4.75, and the  $\text{p}K_a$  of butyric acid is 4.83.

**Answer:**  $2.6 \times 10^4$

## Summary

If the concentration of one or more of the species in a solution of an acid or a base is determined experimentally,  $K_a$  and  $K_b$  can be calculated, and  $K_a$ ,  $pK_a$ ,  $K_b$ , and  $pK_b$  can be used to quantitatively describe the composition of solutions of acids and bases. The concentrations of all species present in solution can be determined, as can the pH of the solution and the percentage of the acid or base that is ionized. The equilibrium constant for the reaction of a weak acid with a weak base can be calculated from  $K_a$  (or  $pK_a$ ),  $K_b$  (or  $pK_b$ ), and  $K_w$ .

## KEY TAKEAWAY

- For a solution of a weak acid or a weak base, the percent ionization increases as the  $K_a$  or the  $K_b$  increases and as the analytical concentration decreases.

## KEY EQUATIONS

### Percent ionization of acid

$$\text{Equation 16.41: } \frac{[\text{H}^+]}{C_{\text{HA}}} \times 100$$

### Percent ionization of base

$$\text{Equation 16.42: } \frac{[\text{OH}^-]}{C_{\text{B}}} \times 100$$

### Equilibrium constant for reaction of a weak acid with a weak base

$$\text{Equation 16.49: } K = \frac{K_a K_b}{K_w}$$

## CONCEPTUAL PROBLEMS

1. Explain why the analytical concentration ( $C$ ) of  $\text{H}_2\text{SO}_4$  is equal to  $[\text{H}_2\text{SO}_4] + [\text{HSO}_4^-] + [\text{SO}_4^{2-}]$ .
2. Write an expression for the analytical concentration ( $C$ ) of  $\text{H}_3\text{PO}_4$  in terms of the concentrations of the species actually present in solution.
3. For relatively dilute solutions of a weak acid such as acetic acid ( $\text{CH}_3\text{CO}_2\text{H}$ ), the concentration of undissociated acetic acid in solution is often assumed to be the same as the analytical concentration. Explain why this is a valid practice.
4. How does dilution affect the percent ionization of a weak acid or a weak base?
5. What is the relationship between the  $K_a$  of a weak acid and its percent ionization? Does a compound with a large  $\text{p}K_a$  value have a higher or a lower percent ionization than a compound with a small  $\text{p}K_a$  value (assuming the same analytical concentration in both cases)? Explain.
6. For a dilute solution of a weak acid ( $\text{HA}$ ), show that the pH of the solution can be approximated using the following equation (where  $C_{\text{HA}}$  is the analytical concentration of the weak acid):

$$\text{pH} = -\log \sqrt{K_a \cdot C_{\text{HA}}}$$

Under what conditions is this approximation valid?

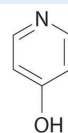
## NUMERICAL PROBLEMS

1. The  $pK_a$  of  $NH_3$  is estimated to be 35. Its conjugate base, the amide ion ( $NH_2^-$ ), can be isolated as an alkali metal salt, such as sodium amide ( $NaNH_2$ ). Calculate the pH of a solution prepared by adding 0.100 mol of sodium amide to 1.00 L of water. Does the pH differ appreciably from the pH of a NaOH solution of the same concentration? Why or why not?
2. Phenol is a topical anesthetic that has been used in throat lozenges to relieve sore throat pain. Describe in detail how you would prepare a 2.00 M solution of phenol ( $C_6H_5OH$ ) in water; then write equations to show all the species present in the solution. What is the equilibrium constant expression for the reaction of phenol with water? Use the information in [Chapter 27 "Appendix C: Dissociation Constants and p"](#) to calculate the pH of the phenol solution.
3. Describe in detail how you would prepare a 1.50 M solution of methylamine in water; then write equations to show all the species present in the solution. What is the equilibrium constant expression for the reaction of methylamine with water? Use the information in [Table 16.3 "Values of "](#) to calculate the pH of the solution.
4. A 0.200 M solution of diethylamine, a substance used in insecticides and fungicides, is only 3.9% ionized at 25°C. Write an equation showing the equilibrium reaction and then calculate the  $pK_b$  of diethylamine. What is the  $pK_a$  of its conjugate acid, the diethylammonium ion? What is the equilibrium constant expression for the reaction of diethylammonium chloride with water?
5. A 1.00 M solution of fluoroacetic acid ( $FCH_2CO_2H$ ) is 5% dissociated in water. What is the equilibrium constant expression for the dissociation reaction? Calculate the concentration of each species in solution and then calculate the  $pK_a$  of  $FCH_2CO_2H$ .
6. The  $pK_a$  of 3-chlorobutanoic acid ( $CH_3CHClCH_2CO_2H$ ) is 4.05. What percentage is dissociated in a 1.0 M solution? Do you expect the  $pK_a$  of butanoic acid to be greater than or less than the  $pK_a$  of 3-chlorobutanoic acid? Why?
7. The  $pK_a$  of the ethylammonium ion ( $C_2H_5NH_3^+$ ) is 10.64. What percentage of ethylamine is ionized in a 1.00 M solution of ethylamine?
8. The  $pK_a$  of  $Cl_3CCO_2H$  is 0.64. What is the pH of a 0.580 M solution? What percentage of the  $Cl_3CCO_2H$  is dissociated?
9. The pH of a 0.150 M solution of aniline hydrochloride ( $C_6H_5NH_3^+Cl^-$ ) is 2.70. What is the  $pK_b$  of the conjugate base, aniline ( $C_6H_5NH_2$ )? Do you expect the

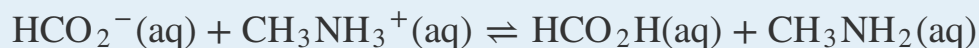


$pK_b$  of  $(CH_3)_2CHNH_2$  to be greater than or less than the  $pK_b$  of  $C_6H_5NH_2$ ? Why?

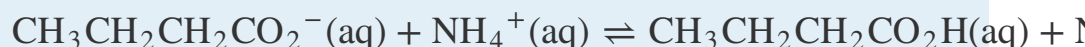
- What is the pH of a 0.620 M solution of  $CH_3NH_3^+Br^-$  if the  $pK_b$  of  $CH_3NH_2$  is 10.62?
- The  $pK_b$  of 4-hydroxypyridine is 10.80 at 25°C. What is the pH of a 0.0250 M solution?



- The  $pK_a$  values of formic acid and the methylammonium ion are 3.75 and 10.62, respectively. Calculate  $K$  for the following reaction:



- The  $pK_a$  values of butanoic acid and the ammonium ion are 4.82 and 9.24, respectively. Calculate  $K$  for the following reaction:



- Use the information in [Table 16.2 "Values of "](#) to calculate the pH of a 0.0968 M solution of calcium formate.
- Calculate the pH of a 0.24 M solution of sodium lactate. The  $pK_a$  of lactic acid is 3.86.
- Use the information in [Table 16.3 "Values of "](#) to determine the pH of a solution prepared by dissolving 750.0 mg of methylammonium chloride ( $CH_3NH_3^+Cl^-$ ) in enough water to make 150.0 mL of solution.
- Use the information in [Table 16.2 "Values of "](#) to determine the pH of a solution prepared by dissolving 855 mg of sodium nitrite ( $NaNO_2$ ) in enough water to make 100.0 mL of solution.

## ANSWERS

- $pK_b = 9.43$ ;  $(CH_3)_2CHNH_2$  will be a stronger base and have a lower  $pK_b$ ; aniline is a weaker base because the lone pair on the nitrogen atom can be delocalized on the aromatic ring.
- $3.8 \times 10^{-5}$
- 8.18

## 16.5 Acid–Base Titrations

### LEARNING OBJECTIVE

1. To calculate the pH at any point in an acid–base titration.

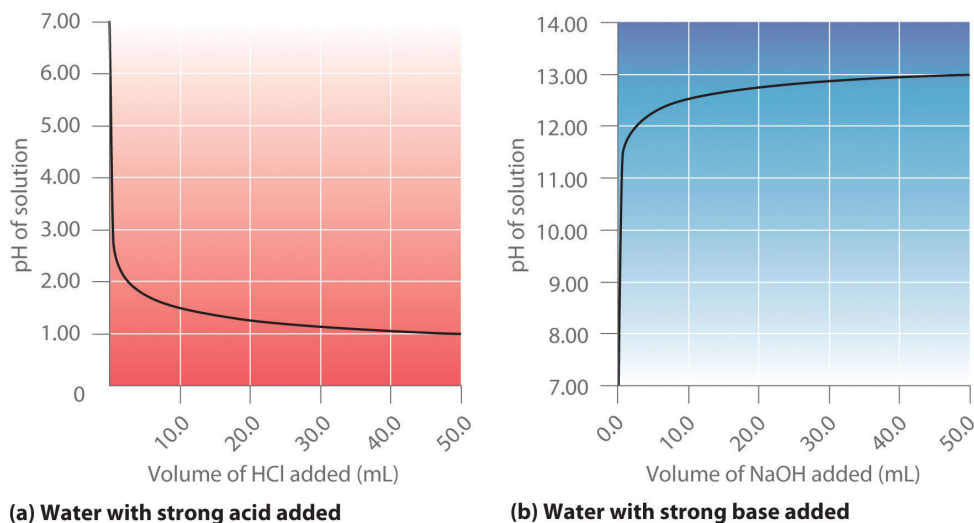
In [Chapter 4 "Reactions in Aqueous Solution"](#), you learned that in an acid–base titration, a buret is used to deliver measured volumes of an acid or a base solution of known concentration (the *titrant*) to a flask that contains a solution of a base or an acid, respectively, of unknown concentration (the *unknown*). If the concentration of the titrant is known, then the concentration of the unknown can be determined. The following discussion focuses on the pH changes that occur during an acid–base titration. Plotting the pH of the solution in the flask against the amount of acid or base added produces a **titration curve**<sup>8</sup>. The shape of the curve provides important information about what is occurring in solution during the titration.

### Titration of Strong Acids and Bases

Part (a) of [Figure 16.17 "Solution pH as a Function of the Volume of a Strong Acid or a Strong Base Added to Distilled Water"](#) shows a plot of the pH as 0.20 M HCl is gradually added to 50.00 mL of pure water. The pH of the sample in the flask is initially 7.00 (as expected for pure water), but it drops very rapidly as HCl is added. Eventually the pH becomes constant at 0.70—a point well beyond its value of 1.00 with the addition of 50.0 mL of HCl (0.70 is the pH of 0.20 M HCl). In contrast, when 0.20 M NaOH is added to 50.00 mL of distilled water, the pH (initially 7.00) climbs very rapidly at first but then more gradually, eventually approaching a limit of 13.30 (the pH of 0.20 M NaOH), again well beyond its value of 13.00 with the addition of 50.0 mL of NaOH as shown in part (b) in [Figure 16.17 "Solution pH as a Function of the Volume of a Strong Acid or a Strong Base Added to Distilled Water"](#). As you can see from these plots, the titration curve for adding a base is the mirror image of the curve for adding an acid.

8. A plot of the pH of the solution being titrated versus the amount of acid or base (of known concentration) added.

Figure 16.17 Solution pH as a Function of the Volume of a Strong Acid or a Strong Base Added to Distilled Water



(a) When 0.20 M HCl is added to 50.0 mL of distilled water, the pH rapidly decreases until it reaches a minimum at the pH of 0.20 M HCl. (b) Conversely, when 0.20 M NaOH is added to 50.0 mL of distilled water, the pH rapidly increases until it reaches a maximum at the pH of 0.20 M NaOH.

Suppose that we now add 0.20 M NaOH to 50.0 mL of a 0.10 M solution of HCl. Because HCl is a strong acid that is completely ionized in water, the initial  $[H^+]$  is 0.10 M, and the initial pH is 1.00. Adding NaOH decreases the concentration of  $H^+$  because of the neutralization reaction:  $(OH^- + H^+ \rightleftharpoons H_2O)$  (in part (a) in [Figure 16.18 "The Titration of \(a\) a Strong Acid with a Strong Base and \(b\) a Strong Base with a Strong Acid"](#)). Thus the pH of the solution increases gradually. Near the **equivalence point**<sup>9</sup>, however, the point at which the number of moles of base (or acid) added equals the number of moles of acid (or base) originally present in the solution, the pH increases much more rapidly because most of the  $H^+$  ions originally present have been consumed. (For more information on titrations and the equivalence point, see [Chapter 4 "Reactions in Aqueous Solution", Section 4.9 "Quantitative Analysis Using Titrations"](#).) For the titration of a monoprotic strong acid (HCl) with a *monobasic* strong base (NaOH), we can calculate the volume of base needed to reach the equivalence point from the following relationship:

Equation 16.50

$$\begin{aligned} \text{moles of base} &= \text{moles of acid} \\ (\text{volume})_b (\text{molarity})_b &= (\text{volume})_a (\text{molarity})_a \\ V_b M_b &= V_a M_a \end{aligned}$$

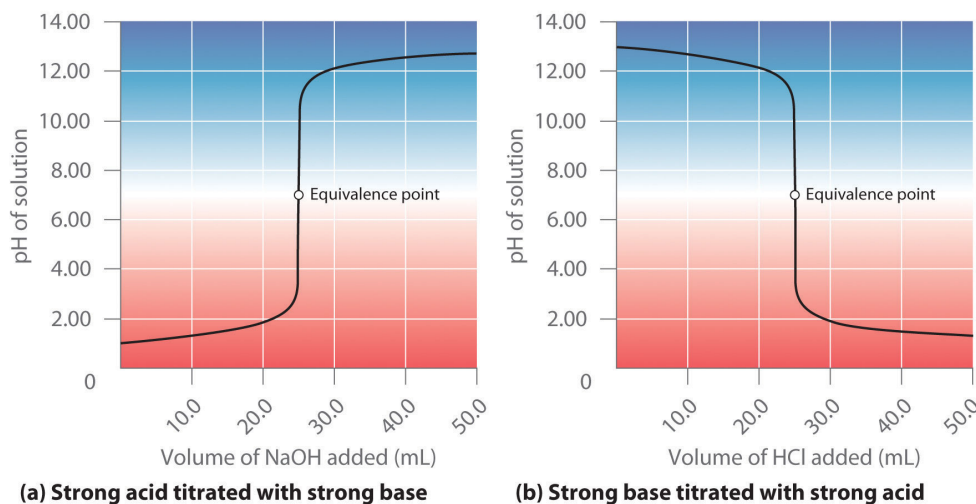
9. The point in a titration where a stoichiometric amount of the titrant has been added.

If 0.20 M NaOH is added to 50.0 mL of a 0.10 M solution of HCl, we solve for  $V_b$ :

$$V_b(0.20 \text{ M}) = (0.0500 \text{ L})(0.10 \text{ M})$$

$$V_b = 0.025 \text{ L} = 25 \text{ mL}$$

Figure 16.18 The Titration of (a) a Strong Acid with a Strong Base and (b) a Strong Base with a Strong Acid



(a) As 0.20 M NaOH is slowly added to 50.0 mL of 0.10 M HCl, the pH increases slowly at first, then increases very rapidly as the equivalence point is approached, and finally increases slowly once more. (b) Conversely, as 0.20 M HCl is slowly added to 50.0 mL of 0.10 M NaOH, the pH decreases slowly at first, then decreases very rapidly as the equivalence point is approached, and finally decreases slowly once more.

At the equivalence point (when 25.0 mL of NaOH solution has been added), the neutralization is complete: only a salt remains in solution (NaCl), and the pH of the solution is 7.00. Adding more NaOH produces a rapid increase in pH, but eventually the pH levels off at a value of about 13.30, the pH of 0.20 M NaOH.

As shown in part (b) in [Figure 16.18 "The Titration of \(a\) a Strong Acid with a Strong Base and \(b\) a Strong Base with a Strong Acid"](#), the titration of 50.0 mL of a 0.10 M solution of NaOH with 0.20 M HCl produces a titration curve that is nearly the mirror image of the titration curve in part (a) in [Figure 16.18 "The Titration of \(a\) a Strong Acid with a Strong Base and \(b\) a Strong Base with a Strong Acid"](#). The pH is initially 13.00, and it slowly decreases as HCl is added. As the equivalence point is approached, the pH drops rapidly before leveling off at a value of about 0.70, the pH of 0.20 M HCl.

The titration of either a strong acid with a strong base or a strong base with a strong acid produces an S-shaped curve. The curve is somewhat asymmetrical because the steady increase in the volume of the solution during the titration causes the solution to become more dilute. Due to the leveling effect, the shape of the curve for a titration involving a strong acid and a strong base depends on *only* the concentrations of the acid and base, *not* their identities.

### Note the Pattern

The shape of the titration curve involving a strong acid and a strong base depends only on their concentrations, not their identities.

## EXAMPLE 11

Calculate the pH of the solution after 24.90 mL of 0.200 M NaOH has been added to 50.00 mL of 0.100 M HCl.

**Given:** volumes and concentrations of strong base and acid

**Asked for:** pH

**Strategy:**

**A** Calculate the number of millimoles of  $\text{H}^+$  and  $\text{OH}^-$  to determine which, if either, is in excess after the neutralization reaction has occurred. If one species is in excess, calculate the amount that remains after the neutralization reaction.

**B** Determine the final volume of the solution. Calculate the concentration of the species in excess and convert this value to pH.

**Solution:**

**A** Because 0.100 mol/L is equivalent to 0.100 mmol/mL, the number of millimoles of  $\text{H}^+$  in 50.00 mL of 0.100 M HCl can be calculated as follows:

$$50.00 \cancel{\text{ mL}} \left( \frac{0.100 \text{ mmol HCl}}{\cancel{\text{ mL}}} \right) = 5.00 \text{ mmol HCl} = 5.00 \text{ mmol H}^+$$

The number of millimoles of NaOH added is as follows:

$$24.90 \cancel{\text{ mL}} \left( \frac{0.200 \text{ mmol NaOH}}{\cancel{\text{ mL}}} \right) = 4.98 \text{ mmol NaOH} = 4.98 \text{ mmol OH}^-$$

Thus  $\text{H}^+$  is in excess. To completely neutralize the acid requires the addition of 5.00 mmol of  $\text{OH}^-$  to the HCl solution. Because only 4.98 mmol of  $\text{OH}^-$  has been added, the amount of excess  $\text{H}^+$  is  $5.00 \text{ mmol} - 4.98 \text{ mmol} = 0.02 \text{ mmol}$  of  $\text{H}^+$ .

**B** The final volume of the solution is  $50.00 \text{ mL} + 24.90 \text{ mL} = 74.90 \text{ mL}$ , so the final concentration of  $\text{H}^+$  is as follows:

$$[\text{H}^+] = \frac{0.02 \text{ mmol H}^+}{74.90 \text{ mL}} = 3 \times 10^{-4} \text{ M}$$

The pH is  $-\log[\text{H}^+] = -\log(3 \times 10^{-4}) = 3.5$ , which is significantly less than the pH of 7.00 for a neutral solution.

#### Exercise

Calculate the pH of a solution prepared by adding 40.00 mL of 0.237 M HCl to 75.00 mL of a 0.133 M solution of NaOH.

**Answer:** 11.6

## Titration of Weak Acids and Bases

In contrast to strong acids and bases, the shape of the titration curve for a weak acid or a weak base depends dramatically on the identity of the acid or the base and the corresponding  $K_a$  or  $K_b$ . As we shall see, the pH also changes much more gradually around the equivalence point in the titration of a weak acid or a weak base. As you learned in [Section 16.4 "Quantitative Aspects of Acid–Base Equilibria"](#),  $[\text{H}^+]$  of a solution of a weak acid (HA) is *not* equal to the concentration of the acid but depends on both its  $pK_a$  and its concentration.

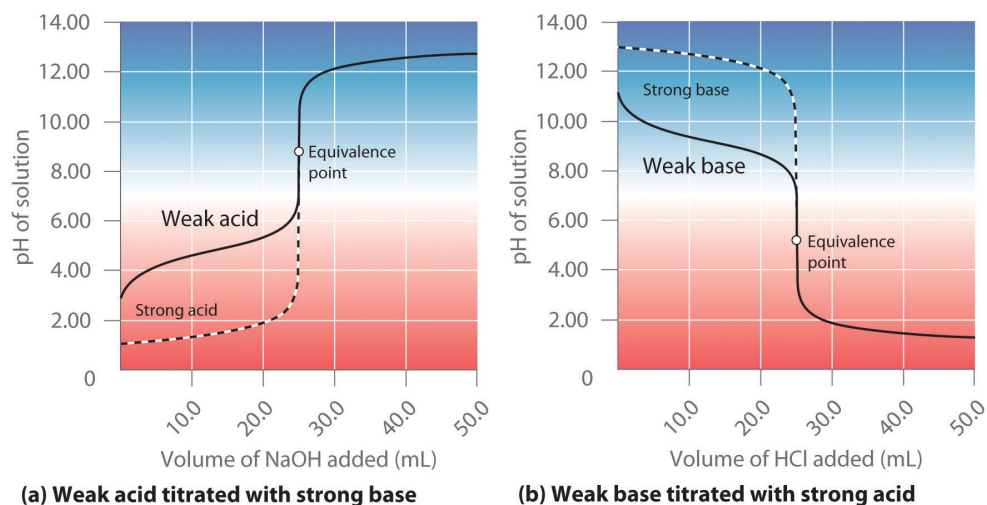
Because only a fraction of a weak acid dissociates,  $[\text{H}^+]$  is less than  $[\text{HA}]$ . Thus the pH of a solution of a weak acid is greater than the pH of a solution of a strong acid of the same concentration. Part (a) in [Figure 16.19 "The Titration of \(a\) a Weak Acid with a Strong Base and \(b\) a Weak Base with a Strong Acid"](#) shows the titration curve for 50.0 mL of a 0.100 M solution of acetic acid with 0.200 M NaOH superimposed on the curve for the titration of 0.100 M HCl shown in part (a) in [Figure 16.18 "The Titration of \(a\) a Strong Acid with a Strong Base and \(b\) a Strong Base with a Strong Acid"](#). Below the equivalence point, the two curves are very different. Before any base is added, the pH of the acetic acid solution is greater than the pH of the HCl solution, and the pH changes more rapidly during the first part of the titration. Note also that the pH of the acetic acid solution at the equivalence point is greater than 7.00. That is, at the equivalence point, the solution is basic. In addition, the change in pH around the equivalence point is only about half as large as for the HCl titration; the magnitude of the pH change at the equivalence point depends on the  $pK_a$  of the acid being titrated. Above the equivalence point, however, the two curves are identical. Once the acid has been neutralized, the pH of the solution is controlled only by the amount of excess NaOH present, regardless of whether the acid is weak or strong.

### Note the Pattern

The shape of the titration curve of a weak acid or weak base depends heavily on their identities and the  $K_a$  or  $K_b$ .

The titration curve in part (a) in [Figure 16.19 "The Titration of \(a\) a Weak Acid with a Strong Base and \(b\) a Weak Base with a Strong Acid"](#) was created by calculating the starting pH of the acetic acid solution before any NaOH is added and then calculating the pH of the solution after adding increasing volumes of NaOH. The procedure is illustrated in the following subsection and Example 12 for three points on the titration curve, using the  $pK_a$  of acetic acid (4.76 at 25°C;  $K_a = 1.7 \times 10^{-5}$ ).

**Figure 16.19** *The Titration of (a) a Weak Acid with a Strong Base and (b) a Weak Base with a Strong Acid*



(a) As 0.200 M NaOH is slowly added to 50.0 mL of 0.100 M acetic acid, the pH increases slowly at first, then increases rapidly as the equivalence point is approached, and then again increases more slowly. The corresponding curve for the titration of 50.0 mL of 0.100 M HCl with 0.200 M NaOH is shown as a dashed line. (b) As 0.200 M HCl is slowly added to 50.0 mL of 0.100 M  $\text{NH}_3$ , the pH decreases slowly at first, then decreases rapidly as the equivalence point is approached, and then again decreases more slowly. The corresponding curve for the titration of 50.0 mL of 0.100 M NaOH with 0.200 M HCl is shown as a dashed line.



### Calculating the pH of a Solution of a Weak Acid or a Weak Base

As explained [Section 16.4 "Quantitative Aspects of Acid–Base Equilibria"](#), if we know  $K_a$  or  $K_b$  and the initial concentration of a weak acid or a weak base, we can calculate the pH of a solution of a weak acid or a weak base by setting up a table of initial concentrations, changes in concentrations, and final concentrations. In this situation, the initial concentration of acetic acid is 0.100 M. If we define  $x$  as  $[H^+]$  due to the dissociation of the acid, then the table of concentrations for the ionization of 0.100 M acetic acid is as follows:

$CH_3CO_2H(aq) \rightleftharpoons H^+(aq) + CH_3CO_2^-(aq)$			
	$[CH_3CO_2H]$	$[H^+]$	$[CH_3CO_2^-]$
initial	0.100	$1.00 \times 10^{-7}$	0
change	$-x$	$+x$	$+x$
final	$(0.100 - x)$	$x$	$x$

In this and all subsequent examples, we will ignore  $[H^+]$  and  $[OH^-]$  due to the autoionization of water when calculating the final concentration. However, you should use [Equation 16.45](#) and [Equation 16.46](#) to check that this assumption is justified.

Inserting the expressions for the final concentrations into the equilibrium equation (and using approximations),

$$K_a = \frac{[H^+][CH_3CO_2^-]}{[CH_3CO_2H]} = \frac{(x)(x)}{0.100 - x} \approx \frac{x^2}{0.100} = 1.74 \times 10^{-5}$$

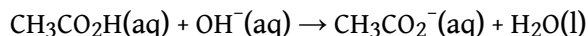
Solving this equation gives  $x = [H^+] = 1.32 \times 10^{-3}$  M. Thus the pH of a 0.100 M solution of acetic acid is as follows:

$$pH = -\log(1.32 \times 10^{-3}) = 2.879$$

### Calculating the pH during the Titration of a Weak Acid or a Weak Base

Now consider what happens when we add 5.00 mL of 0.200 M NaOH to 50.00 mL of 0.100 M  $CH_3CO_2H$  (part (a) in [Figure 16.19 "The Titration of \(a\) a Weak Acid with a Strong Base and \(b\) a Weak Base with a Strong Acid"](#)). Because the neutralization reaction proceeds to completion, all of the  $OH^-$  ions added will react with the acetic acid to generate acetate ion and water:

Equation 16.51



All problems of this type must be solved in two steps: a stoichiometric calculation followed by an equilibrium calculation. In the first step, we use the stoichiometry of the neutralization reaction to calculate the *amounts* of acid and conjugate base present in solution after the neutralization reaction has occurred. In the second step, we use the equilibrium equation ([Equation 16.15](#)) to determine  $[\text{H}^+]$  of the resulting solution.

**Step 1:** To determine the amount of acid and conjugate base in solution after the neutralization reaction, we calculate the amount of  $\text{CH}_3\text{CO}_2\text{H}$  in the original solution and the amount of  $\text{OH}^-$  in the NaOH solution that was added. The acetic acid solution contained

$$50.00 \cancel{\text{ mL}} \left( \frac{0.100 \text{ mmol CH}_3\text{CO}_2\text{H}}{\cancel{\text{ mL}}} \right) = 5.00 \text{ mmol CH}_3\text{CO}_2\text{H}$$

The NaOH solution contained

$$5.00 \cancel{\text{ mL}} \left( \frac{0.200 \text{ mmol NaOH}}{\cancel{\text{ mL}}} \right) = 1.00 \text{ mmol NaOH}$$

Comparing the amounts shows that  $\text{CH}_3\text{CO}_2\text{H}$  is in excess. Because  $\text{OH}^-$  reacts with  $\text{CH}_3\text{CO}_2\text{H}$  in a 1:1 stoichiometry, the amount of excess  $\text{CH}_3\text{CO}_2\text{H}$  is as follows:

$$5.00 \text{ mmol CH}_3\text{CO}_2\text{H} - 1.00 \text{ mmol OH}^- = 4.00 \text{ mmol CH}_3\text{CO}_2\text{H}$$

Each 1 mmol of  $\text{OH}^-$  reacts to produce 1 mmol of acetate ion, so the final amount of  $\text{CH}_3\text{CO}_2^-$  is 1.00 mmol.

The stoichiometry of the reaction is summarized in the following table, which shows the numbers of moles of the various species, *not* their concentrations.

$\text{CH}_3\text{CO}_2\text{H}(\text{aq}) + \text{OH}^-(\text{aq}) \rightarrow \text{CH}_3\text{CO}_2^-(\text{aq}) + \text{H}_2\text{O}(\text{l})$			
	$[\text{CH}_3\text{CO}_2\text{H}]$	$[\text{OH}^-]$	$[\text{CH}_3\text{CO}_2^-]$
initial	5.00 mmol	1.00 mmol	0 mmol
change	-1.00 mmol	-1.00 mmol	+1.00 mmol
final	4.00 mmol	0 mmol	1.00 mmol

This table gives the initial amount of acetate and the final amount of  $\text{OH}^-$  ions as 0. Because an aqueous solution of acetic acid always contains at least a small amount of acetate ion in equilibrium with acetic acid, however, the initial acetate concentration is not actually 0. The value can be ignored in this calculation because the amount of  $\text{CH}_3\text{CO}_2^-$  in equilibrium is insignificant compared to the amount of  $\text{OH}^-$  added. Moreover, due to the autoionization of water, no aqueous solution can contain 0 mmol of  $\text{OH}^-$ , but the amount of  $\text{OH}^-$  due to the autoionization of water is insignificant compared to the amount of  $\text{OH}^-$  added. We use the initial amounts of the reactants to determine the stoichiometry of the reaction and defer a consideration of the equilibrium until the second half of the problem.

**Step 2:** To calculate  $[\text{H}^+]$  at equilibrium following the addition of NaOH, we must first calculate  $[\text{CH}_3\text{CO}_2\text{H}]$  and  $[\text{CH}_3\text{CO}_2^-]$  using the number of millimoles of each and the total volume of the solution at this point in the titration:

$$\text{final volume} = 50.00 \text{ mL} + 5.00 \text{ mL} = 55.00 \text{ mL}$$

$$[\text{CH}_3\text{CO}_2\text{H}] = \frac{4.00 \text{ mmol CH}_3\text{CO}_2\text{H}}{55.00 \text{ mL}} = 7.27 \times 10^{-2} \text{ M}$$

$$[\text{CH}_3\text{CO}_2^-] = \frac{1.00 \text{ mmol CH}_3\text{CO}_2^-}{55.00 \text{ mL}} = 1.82 \times 10^{-2} \text{ M}$$

Knowing the concentrations of acetic acid and acetate ion at equilibrium and  $K_a$  for acetic acid ( $1.74 \times 10^{-5}$ ), we can use [Equation 16.15](#) to calculate  $[\text{H}^+]$  at equilibrium:

$$K_a = \frac{[\text{CH}_3\text{CO}_2^-][\text{H}^+]}{[\text{CH}_3\text{CO}_2\text{H}]}$$

$$[\text{H}^+] = \frac{K_a[\text{CH}_3\text{CO}_2\text{H}]}{[\text{CH}_3\text{CO}_2^-]} = \frac{(1.74 \times 10^{-5})(7.27 \times 10^{-2} \text{ M})}{1.82 \times 10^{-2}} = 6.95 \times 10^{-5}$$

Calculating  $-\log[\text{H}^+]$  gives  $\text{pH} = -\log(6.95 \times 10^{-5}) = 4.158$ .

Comparing the titration curves for HCl and acetic acid in part (a) in [Figure 16.19](#) "[The Titration of \(a\) a Weak Acid with a Strong Base and \(b\) a Weak Base with a Strong Acid](#)", we see that adding the same amount (5.00 mL) of 0.200 M NaOH to 50 mL of a 0.100 M solution of both acids causes a much smaller pH change for HCl (from 1.00 to 1.14) than for acetic acid (2.88 to 4.16). This is consistent with the qualitative description of the shapes of the titration curves at the beginning of this section. In Example 12, we calculate another point for constructing the titration curve of acetic acid.

## EXAMPLE 12

What is the pH of the solution after 25.00 mL of 0.200 M NaOH is added to 50.00 mL of 0.100 M acetic acid?

**Given:** volume and molarity of base and acid

**Asked for:** pH

**Strategy:**

**A** Write the balanced chemical equation for the reaction. Then calculate the initial numbers of millimoles of  $\text{OH}^-$  and  $\text{CH}_3\text{CO}_2\text{H}$ . Determine which species, if either, is present in excess.

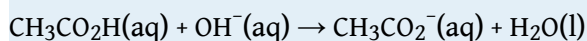
**B** Tabulate the results showing initial numbers, changes, and final numbers of millimoles.

**C** If excess acetate is present after the reaction with  $\text{OH}^-$ , write the equation for the reaction of acetate with water. Use a tabular format to obtain the concentrations of all the species present.

**D** Calculate  $K_b$  using the relationship  $K_w = K_a K_b$  (Equation 16.23). Calculate  $[\text{OH}^-]$  and use this to calculate the pH of the solution.

**Solution:**

**A** Ignoring the spectator ion ( $\text{Na}^+$ ), the equation for this reaction is as follows:



The initial numbers of millimoles of  $\text{OH}^-$  and  $\text{CH}_3\text{CO}_2\text{H}$  are as follows:

$$25.00 \cancel{\text{ mL}} \left( \frac{0.200 \text{ mmol OH}^-}{\cancel{\text{ mL}}} \right) = 5.00 \text{ mmol OH}^-$$

$$50.00 \text{ mL} \left( \frac{0.100 \text{ CH}_3\text{CO}_2\text{H}}{\text{mL}} \right) = 5.00 \text{ mmol CH}_3\text{CO}_2\text{H}$$

The number of millimoles of  $\text{OH}^-$  equals the number of millimoles of  $\text{CH}_3\text{CO}_2\text{H}$ , so neither species is present in excess.

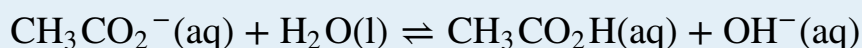
**B** Because the number of millimoles of  $\text{OH}^-$  added corresponds to the number of millimoles of acetic acid in solution, this is the equivalence point. The results of the neutralization reaction can be summarized in tabular form.

$\text{CH}_3\text{CO}_2\text{H}(\text{aq}) + \text{OH}^-(\text{aq}) \rightarrow \text{CH}_3\text{CO}_2^-(\text{aq}) + \text{H}_2\text{O}(\text{l})$			
	$[\text{CH}_3\text{CO}_2\text{H}]$	$[\text{OH}^-]$	$[\text{CH}_3\text{CO}_2^-]$
initial	5.00 mmol	5.00 mmol	0 mmol
change	-5.00 mmol	-5.00 mmol	+5.00 mmol
final	0 mmol	0 mmol	5.00 mmol

**C** Because the product of the neutralization reaction is a weak base, we must consider the reaction of the weak base *with water* to calculate  $[\text{H}^+]$  at equilibrium and thus the final pH of the solution. The initial concentration of acetate is obtained from the neutralization reaction:

$$[\text{CH}_3\text{CO}_2^-] = \frac{5.00 \text{ mmol CH}_3\text{CO}_2^-}{(50.00 + 25.00) \text{ mL}} = 6.67 \times 10^{-2} \text{ M}$$

The equilibrium reaction of acetate with water is as follows:



The equilibrium constant for this reaction is  $K_b = K_w/K_a$ , where  $K_a$  is the acid ionization constant of acetic acid. We therefore define  $x$  as  $[\text{OH}^-]$  produced by the reaction of acetate with water. Here is the completed table of concentrations:

$\text{H}_2\text{O}(\text{l}) + \text{CH}_3\text{CO}_2^-(\text{aq}) \rightleftharpoons \text{CH}_3\text{CO}_2\text{H}(\text{aq}) + \text{OH}^-(\text{aq})$			
	$[\text{CH}_3\text{CO}_2^-]$	$[\text{CH}_3\text{CO}_2\text{H}]$	$[\text{OH}^-]$
initial	0.0667	0	$1.00 \times 10^{-7}$

$\text{H}_2\text{O}(\text{l}) + \text{CH}_3\text{CO}_2^-(\text{aq}) \rightleftharpoons \text{CH}_3\text{CO}_2\text{H}(\text{aq}) + \text{OH}^-(\text{aq})$			
	$[\text{CH}_3\text{CO}_2^-]$	$[\text{CH}_3\text{CO}_2\text{H}]$	$[\text{OH}^-]$
change	$-x$	$+x$	$+x$
final	$(0.0667 - x)$	$x$	$x$

D Substituting the expressions for the final values from this table into [Equation 16.18](#),

$$K_b = \frac{[\text{CH}_3\text{CO}_2\text{H}][\text{OH}^-]}{[\text{CH}_3\text{CO}_2^-]} = \frac{(x)(x)}{0.0667 - x} \approx \frac{x^2}{0.0667}$$

We can obtain  $K_b$  by rearranging [Equation 16.23](#) and substituting the known values:

$$K_b = \frac{K_w}{K_a} = \frac{1.01 \times 10^{-14}}{1.74 \times 10^{-5}} = 5.80 \times 10^{-10} = \frac{x^2}{0.0667}$$

which we can solve to get  $x = 6.22 \times 10^{-6}$ . Thus  $[\text{OH}^-] = 6.22 \times 10^{-6}$  M, and the pH of the final solution is 8.794 (part (a) in [Figure 16.19 "The Titration of \(a\) a Weak Acid with a Strong Base and \(b\) a Weak Base with a Strong Acid"](#)). As expected for the titration of a weak acid, the pH at the equivalence point is greater than 7.00 because the product of the titration is a base, the acetate ion, which then reacts with water to produce  $\text{OH}^-$ .

#### Exercise

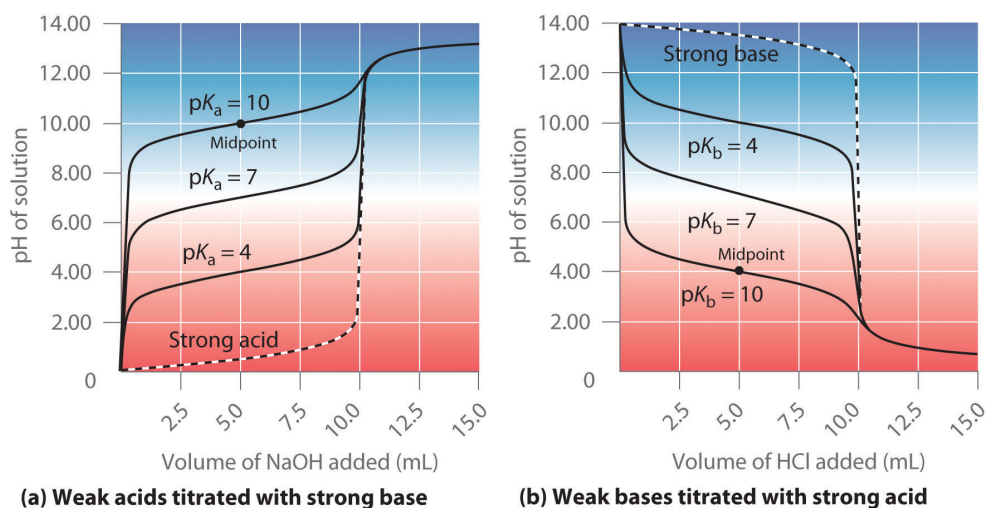
Calculate the pH of a solution prepared by adding 45.0 mL of a 0.213 M HCl solution to 125.0 mL of a 0.150 M solution of ammonia. The  $pK_b$  of ammonia is 4.75 at 25°C.

**Answer:** 9.23

As shown in part (b) in [Figure 16.19 "The Titration of \(a\) a Weak Acid with a Strong Base and \(b\) a Weak Base with a Strong Acid"](#), the titration curve for  $\text{NH}_3$ , a weak base, is the reverse of the titration curve for acetic acid. In particular, the pH at the equivalence point in the titration of a weak base is *less* than 7.00 because the titration produces an acid.

The identity of the weak acid or weak base being titrated strongly affects the shape of the titration curve. [Figure 16.20 "Effect of Acid or Base Strength on the Shape of Titration Curves"](#) illustrates the shape of titration curves as a function of the  $pK_a$  or the  $pK_b$ . As the acid or the base being titrated becomes weaker (its  $pK_a$  or  $pK_b$  becomes larger), the pH change around the equivalence point decreases significantly. With very dilute solutions, the curve becomes so shallow that it can no longer be used to determine the equivalence point.

Figure 16.20 Effect of Acid or Base Strength on the Shape of Titration Curves



Unlike strong acids or bases, the shape of the titration curve for a weak acid or base depends on the  $pK_a$  or  $pK_b$  of the weak acid or base being titrated. (a) Solution pH as a function of the volume of 1.00 M NaOH added to 10.00 mL of 1.00 M solutions of weak acids with the indicated  $pK_a$  values. (b) Solution pH as a function of the volume of 1.00 M HCl added to 10.00 mL of 1.00 M solutions of weak bases with the indicated  $pK_b$  values. The shapes of the two sets of curves are essentially identical, but one is flipped vertically in relation to the other. Midpoints are indicated for the titration curves corresponding to  $pK_a = 10$  and  $pK_b = 10$ .

One point in the titration of a weak acid or a weak base is particularly important: the **midpoint**<sup>10</sup> of a titration is defined as the point at which exactly enough acid (or base) has been added to neutralize one-half of the acid (or the base) originally present and occurs halfway to the equivalence point. The midpoint is indicated in part (a) in [Figure 16.20 "Effect of Acid or Base Strength on the Shape of Titration Curves"](#) and part (b) in [Figure 16.20 "Effect of Acid or Base Strength on the Shape of Titration Curves"](#) for the two shallowest curves. By definition, at the midpoint of the titration of an acid,  $[HA] = [A^-]$ . Recall from [Equation 16.15](#) that the ionization constant for a weak acid is as follows:

10. The point in an acid–base titration at which exactly enough acid (or base) has been added to neutralize one-half of the base (or the acid) originally present:  $[HA] = [A^-]$ .



$$K_a = \frac{[\text{H}_3\text{O}^+][\text{A}^-]}{[\text{HA}]}$$

If  $[\text{HA}] = [\text{A}^-]$ , this reduces to  $K_a = [\text{H}_3\text{O}^+]$ . Taking the negative logarithm of both sides,

$$-\log K_a = -\log[\text{H}_3\text{O}^+]$$

From the definitions of  $\text{p}K_a$  and  $\text{pH}$ , we see that this is identical to

*Equation 16.52*

$$\text{p}K_a = \text{pH}$$

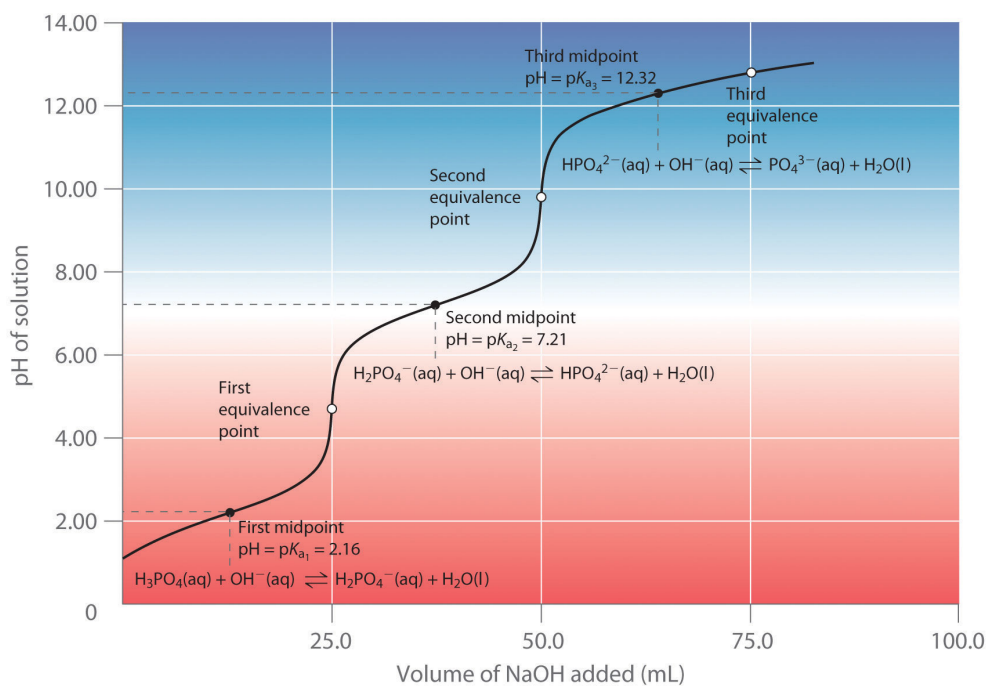
Thus the *pH* at the midpoint of the titration of a weak acid is equal to the  $\text{p}K_a$  of the weak acid, as indicated in part (a) in [Figure 16.20 "Effect of Acid or Base Strength on the Shape of Titration Curves"](#) for the weakest acid where we see that the midpoint for  $\text{p}K_a = 10$  occurs at  $\text{pH} = 10$ . Titration methods can therefore be used to determine both the concentration *and* the  $\text{p}K_a$  (or the  $\text{p}K_b$ ) of a weak acid (or a weak base).

### Note the Pattern

The  $\text{pH}$  at the midpoint of the titration of a weak acid is equal to the  $\text{p}K_a$  of the weak acid.

## Titration of Polyprotic Acids or Bases

When a strong base is added to a solution of a polyprotic acid, the neutralization reaction occurs in stages. The most acidic group is titrated first, followed by the next most acidic, and so forth. If the  $\text{p}K_a$  values are separated by at least three  $\text{p}K_a$  units, then the overall titration curve shows well-resolved “steps” corresponding to the titration of each proton. A titration of the triprotic acid  $\text{H}_3\text{PO}_4$  with  $\text{NaOH}$  is illustrated in [Figure 16.21 "Titration Curve for Phosphoric Acid \(H\)"](#) and shows two well-defined steps: the first midpoint corresponds to  $\text{p}K_{a1}$ , and the second midpoint corresponds to  $\text{p}K_{a2}$ . Because  $\text{HPO}_4^{2-}$  is such a weak acid,  $\text{p}K_{a3}$  has such a high value that the third step cannot be resolved using 0.100 M  $\text{NaOH}$  as the titrant.

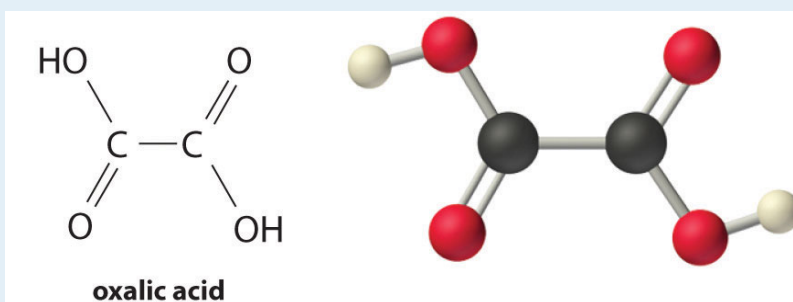
Figure 16.21 Titration Curve for Phosphoric Acid ( $\text{H}_3\text{PO}_4$ ), a Typical Polyprotic Acid

The curve for the titration of 25.0 mL of a 0.100 M  $\text{H}_3\text{PO}_4$  solution with 0.100 M NaOH along with the species in solution at each  $K_a$  is shown. Note the two distinct equivalence points corresponding to deprotonation of  $\text{H}_3\text{PO}_4$  at  $\text{pH} \approx 4.6$  and  $\text{H}_2\text{PO}_4^{2-}$  at  $\text{pH} \approx 9.8$ . Because  $\text{HPO}_4^{2-}$  is a very weak acid, the third equivalence point, at  $\text{pH} \approx 13$ , is not well defined.

The titration curve for the reaction of a polyprotic base with a strong acid is the mirror image of the curve shown in [Figure 16.21 "Titration Curve for Phosphoric Acid \(H\)"](#). The initial pH is high, but as acid is added, the pH decreases in steps if the successive  $\text{p}K_b$  values are well separated. [Table 16.4 "Values of p"](#) lists the ionization constants and  $\text{p}K_a$  values for some common polyprotic acids and bases.

## EXAMPLE 13

Calculate the pH of a solution prepared by adding 55.0 mL of a 0.120 M NaOH solution to 100.0 mL of a 0.0510 M solution of oxalic acid ( $\text{HO}_2\text{CCO}_2\text{H}$ ), a diprotic acid (abbreviated as  $\text{H}_2\text{ox}$ ). Oxalic acid, the simplest dicarboxylic acid, is found in rhubarb and many other plants. Rhubarb leaves are toxic because they contain the calcium salt of the fully deprotonated form of oxalic acid, the oxalate ion ( ${}^-\text{O}_2\text{CCO}_2^-$ , abbreviated  $\text{ox}^{2-}$ ). Oxalate salts are toxic for two reasons. First, oxalate salts of divalent cations such as  $\text{Ca}^{2+}$  are insoluble at neutral pH but soluble at low pH, as we shall see in [Chapter 17 "Solubility and Complexation Equilibria"](#). As a result, calcium oxalate dissolves in the dilute acid of the stomach, allowing oxalate to be absorbed and transported into cells, where it can react with calcium to form tiny calcium oxalate crystals that damage tissues. Second, oxalate forms stable complexes with metal ions, which can alter the distribution of metal ions in biological fluids.



**Given:** volume and concentration of acid and base

**Asked for:** pH

**Strategy:**

**A** Calculate the initial millimoles of the acid and the base. Use a tabular format to determine the amounts of all the species in solution.

**B** Calculate the concentrations of all the species in the final solution. Use [Equation 16.16](#) to determine  $[\text{H}^+]$  and convert this value to pH.

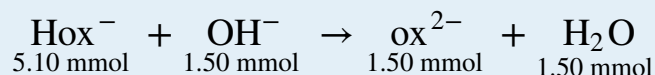

**Solution:**

A [Table 16.4 "Values of p"](#) gives the  $pK_a$  values of oxalic acid as 1.25 and 3.81. Again we proceed by determining the millimoles of acid and base initially present:

$$100.0 \cancel{\text{ mL}} \left( \frac{0.0510 \text{ mmol H}_2\text{ox}}{\cancel{\text{ mL}}} \right) = 5.10 \text{ mmol H}_2\text{ox}$$

$$55.0 \cancel{\text{ mL}} \left( \frac{0.120 \text{ mmol NaOH}}{\cancel{\text{ mL}}} \right) = 6.60 \text{ mmol NaOH}$$

The strongest acid ( $\text{H}_2\text{ox}$ ) reacts with the base first. This leaves  $(6.60 - 5.10) = 1.50$  mmol of  $\text{OH}^-$  to react with  $\text{Hox}^-$ , forming  $\text{ox}^{2-}$  and  $\text{H}_2\text{O}$ . The reactions can be written as follows:



In tabular form,

	$\text{H}_2\text{ox}$	$\text{OH}^-$	$\text{Hox}^-$	$\text{ox}^{2-}$
initial	5.10 mmol	6.60 mmol	0 mmol	0 mmol
change (step 1)	-5.10 mmol	-5.10 mmol	+5.10 mmol	0 mmol
final (step 1)	0 mmol	1.50 mmol	5.10 mmol	0 mmol
change (step 2)	—	-1.50 mmol	-1.50 mmol	+1.50 mmol
final	0 mmol	0 mmol	3.60 mmol	1.50 mmol

**B** The equilibrium between the weak acid ( $\text{Hox}^-$ ) and its conjugate base ( $\text{ox}^{2-}$ ) in the final solution is determined by the magnitude of the second ionization constant,  $K_{a2} = 10^{-3.81} = 1.6 \times 10^{-4}$ . To calculate the pH of the solution, we need to know  $[\text{H}^+]$ , which is determined using exactly the same method as in the acetic acid titration in Example 12:

$$\text{final volume of solution} = 100.0 \text{ mL} + 55.0 \text{ mL} = 155.0 \text{ mL}$$

Thus the concentrations of  $\text{Hox}^-$  and  $\text{ox}^{2-}$  are as follows:

$$[\text{Hox}^-] = \frac{3.60 \text{ mmol Hox}^-}{155.0 \text{ mL}} = 2.32 \times 10^{-2} \text{ M}$$

$$[\text{ox}^{2-}] = \frac{1.50 \text{ mmol ox}^{2-}}{155.0 \text{ mL}} = 9.68 \times 10^{-3} \text{ M}$$

We can now calculate  $[\text{H}^+]$  at equilibrium using the following equation:

$$K_{a2} = \frac{[\text{ox}^{2-}][\text{H}^+]}{[\text{Hox}^-]}$$

Rearranging this equation and substituting the values for the concentrations of  $\text{Hox}^-$  and  $\text{ox}^{2-}$ ,

$$[\text{H}^+] = \frac{K_{a2} [\text{Hox}^-]}{[\text{ox}^{2-}]} = \frac{(1.6 \times 10^{-4})(2.32 \times 10^{-2})}{9.68 \times 10^{-3}} = 3.7 \times 10^{-4} \text{ M}$$

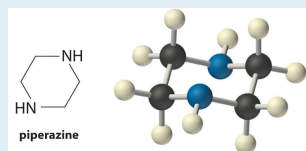
So

$$\text{pH} = -\log[\text{H}^+] = -\log(3.7 \times 10^{-4}) = 3.43$$

This answer makes chemical sense because the pH is between the first and second  $\text{p}K_a$  values of oxalic acid, as it must be. We added enough hydroxide ion to completely titrate the first, more acidic proton (which should give us a pH greater than  $\text{p}K_{a1}$ ), but we added only enough to titrate less than half of the second, less acidic proton, with  $\text{p}K_{a2}$ . If we had added exactly enough hydroxide to completely titrate the first proton plus half of the second, we would be at the midpoint of the second step in the titration, and the pH would be 3.81, equal to  $\text{p}K_{a2}$ .

#### Exercise

Piperazine is a diprotic base used to control intestinal parasites (“worms”) in pets and humans. A dog is given 500 mg (5.80 mmol) of piperazine ( $\text{p}K_{b1} = 4.27$ ,  $\text{p}K_{b2} = 8.67$ ). If the dog’s stomach initially contains 100 mL of 0.10 M HCl (pH = 1.00), calculate the pH of the stomach contents after ingestion of the piperazine.



**Answer:** 4.9

## Indicators

In practice, most acid–base titrations are not monitored by recording the pH as a function of the amount of the strong acid or base solution used as the titrant. Instead, an **acid–base indicator**<sup>11</sup> is often used that, if carefully selected, undergoes a dramatic color change at the pH corresponding to the equivalence point of the titration. Indicators are weak acids or bases that exhibit intense colors that vary with pH. The conjugate acid and conjugate base of a good indicator have very different colors so that they can be distinguished easily. Some indicators are colorless in the conjugate acid form but intensely colored when deprotonated (phenolphthalein, for example), which makes them particularly useful.

We can describe the chemistry of indicators by the following general equation:



where the protonated form is designated by HIn and the conjugate base by In<sup>−</sup>. The ionization constant for the deprotonation of indicator HIn is as follows:

*Equation 16.53*

$$K_{\text{in}} = \frac{[\text{H}^+][\text{In}^-]}{[\text{HIn}]}$$

The p*K*<sub>in</sub> (its p*K*<sub>a</sub>) determines the pH at which the indicator changes color.

11. A compound added in small amounts to an acid–base titration to signal the equivalence point by changing color.

Many different substances can be used as indicators, depending on the particular reaction to be monitored. For example, red cabbage juice contains a mixture of colored substances that change from deep red at low pH to light blue at

intermediate pH to yellow at high pH (Figure 16.22 "Naturally Occurring pH Indicators in Red Cabbage Juice"). In all cases, though, a good indicator must have the following properties:

- The color change must be easily detected.
- The color change must be rapid.
- The indicator molecule must not react with the substance being titrated.
- To minimize errors, the indicator should have a  $pK_{in}$  that is within one pH unit of the expected pH at the equivalence point of the titration.

Figure 16.22 *Naturally Occurring pH Indicators in Red Cabbage Juice*

**Sorry!**

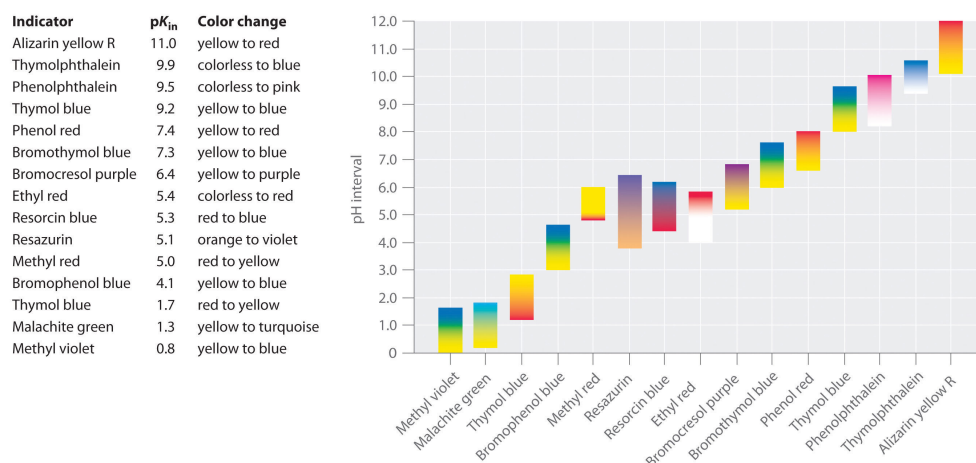
This image is permanently unavailable.

*Red cabbage juice contains a mixture of substances whose color depends on the pH. Each test tube contains a solution of red cabbage juice in water, but the pH of the solutions varies from pH = 2.0 (far left) to pH = 11.0 (far right). At pH = 7.0, the solution is blue.*

Synthetic indicators have been developed that meet these criteria and cover virtually the entire pH range. Figure 16.23 "Some Common Acid–Base Indicators" shows the approximate pH range over which some common indicators change color

and their change in color. In addition, some indicators (such as thymol blue) are polyprotic acids or bases, which change color twice at widely separated pH values.

Figure 16.23 Some Common Acid–Base Indicators



Approximate colors are shown, along with  $pK_{in}$  values and the pH range over which the color changes.

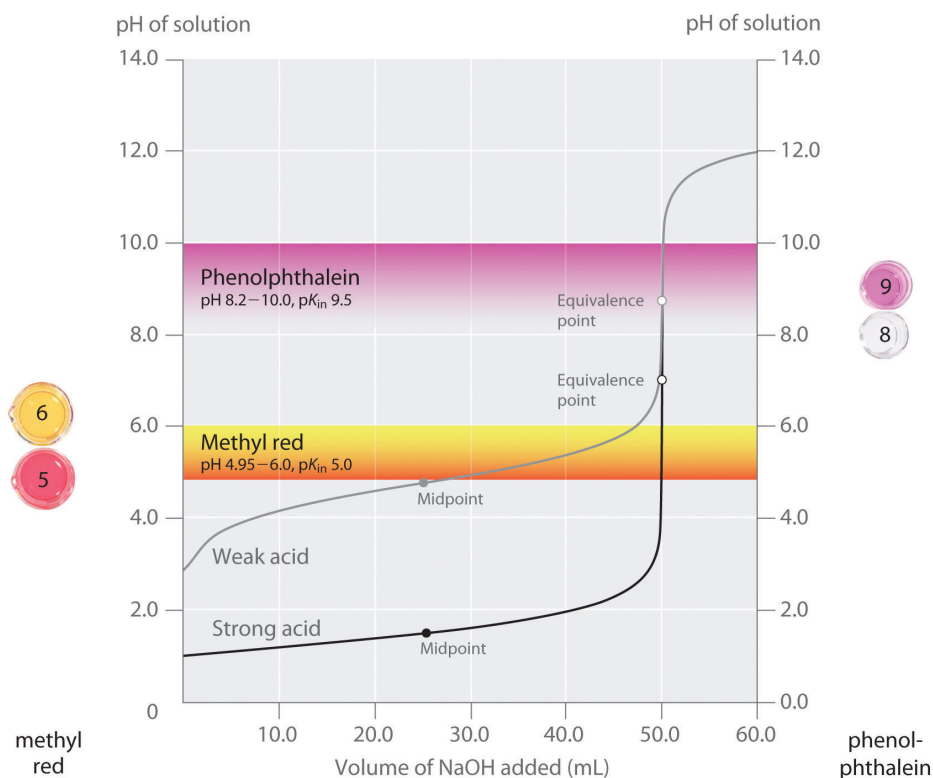
It is important to be aware that an indicator does not change color abruptly at a particular pH value; instead, it actually undergoes a pH titration just like any other acid or base. As the concentration of  $HIn$  decreases and the concentration of  $In^-$  increases, the color of the solution slowly changes from the characteristic color of  $HIn$  to that of  $In^-$ . As we will see in [Section 16.6 "Buffers"](#), the  $[In^-]/[HIn]$  ratio changes from 0.1 at a pH one unit *below*  $pK_{in}$  to 10 at a pH one unit *above*  $pK_{in}$ . Thus most indicators change color over a pH range of about two pH units.

We have stated that a good indicator should have a  $pK_{in}$  value that is close to the expected pH at the equivalence point. For a strong acid–strong base titration, the choice of the indicator is not especially critical due to the very large change in pH that occurs around the equivalence point. In contrast, using the wrong indicator for a titration of a weak acid or a weak base can result in relatively large errors, as illustrated in [Figure 16.24 "Choosing the Correct Indicator for an Acid–Base Titration"](#). This figure shows plots of pH versus volume of base added for the titration of 50.0 mL of a 0.100 M solution of a strong acid (HCl) and a weak acid (acetic acid) with 0.100 M NaOH. The pH ranges over which two common indicators (methyl red,  $pK_{in} = 5.0$ , and phenolphthalein,  $pK_{in} = 9.5$ ) change color are also shown. The horizontal bars indicate the pH ranges over which both indicators change color cross the HCl titration curve, where it is almost vertical. Hence both indicators change color when essentially the same volume of NaOH has been added



(about 50 mL), which corresponds to the equivalence point. In contrast, the titration of acetic acid will give very different results depending on whether methyl red or phenolphthalein is used as the indicator. Although the pH range over which phenolphthalein changes color is slightly greater than the pH at the equivalence point of the strong acid titration, the error will be negligible due to the slope of this portion of the titration curve. Just as with the HCl titration, the phenolphthalein indicator will turn pink when about 50 mL of NaOH has been added to the acetic acid solution. In contrast, methyl red begins to change from red to yellow around pH 5, which is near the *midpoint* of the acetic acid titration, not the equivalence point. Adding only about 25–30 mL of NaOH will therefore cause the methyl red indicator to change color, resulting in a huge error.

Figure 16.24 Choosing the Correct Indicator for an Acid–Base Titration



The graph shows the results obtained using two indicators (methyl red and phenolphthalein) for the titration of 0.100 M solutions of a strong acid (HCl) and a weak acid (acetic acid) with 0.100 M NaOH. Due to the steepness of the titration curve for a strong acid around the equivalence point, either indicator will rapidly change color at the equivalence point for the titration of the strong acid. In contrast, the  $pK_{in}$  for methyl red (5.0) is very close to the  $pK_a$  of acetic acid (4.76); the midpoint of the color change for methyl red occurs near the midpoint of the titration, rather than at the equivalence point.

In general, for titrations of strong acids with strong bases (and vice versa), any indicator with a  $pK_{in}$  between about 4.0 and 10.0 will do. For the titration of a weak acid, however, the pH at the equivalence point is greater than 7.0, so an indicator such as phenolphthalein or thymol blue, with  $pK_{in} > 7.0$ , should be used. Conversely, for the titration of a weak base, where the pH at the equivalence point is less than 7.0, an indicator such as methyl red or bromocresol blue, with  $pK_{in} < 7.0$ , should be used.

The existence of many different indicators with different colors and  $pK_{in}$  values also provides a convenient way to estimate the pH of a solution without using an expensive electronic pH meter and a fragile pH electrode. Paper or plastic strips impregnated with combinations of indicators are used as “pH paper,” which allows you to estimate the pH of a solution by simply dipping a piece of pH paper into it and comparing the resulting color with the standards printed on the container (Figure 16.25 "pH Paper").

Figure 16.25 pH Paper

**Sorry!**

This image is permanently unavailable.

*pH paper contains a set of indicators that change color at different pH values. The approximate pH of a solution can be determined by simply dipping a paper strip into the solution and comparing the color to the standards provided.*

---

## Summary

The shape of a **titration curve**, a plot of pH versus the amount of acid or base added, provides important information about what is occurring in solution during a titration. The shapes of titration curves for weak acids and bases depend dramatically on the identity of the compound. The **equivalence point** of an acid–base titration is the point at which exactly enough acid or base has been added to react completely with the other component. The equivalence point in the titration of a strong acid or a strong base occurs at pH 7.0. In titrations of weak acids or weak bases, however, the pH at the equivalence point is greater or less than 7.0, respectively. The pH tends to change more slowly before the equivalence point is reached in titrations of weak acids and weak bases than in titrations of strong acids and strong bases. The pH at the **midpoint**, the point halfway on the titration curve to the equivalence point, is equal to the  $pK_a$  of the weak acid or the  $pK_b$  of the weak base. Thus titration methods can be used to determine both the concentration *and* the  $pK_a$  (or the  $pK_b$ ) of a weak acid (or a weak base). **Acid–base indicators** are compounds that change color at a particular pH. They are typically weak acids or bases whose changes in color correspond to deprotonation or protonation of the indicator itself.

## KEY TAKEAWAY

- Plots of acid–base titrations generate titration curves that can be used to calculate the pH, the pOH, the  $pK_a$ , and the  $pK_b$  of the system.

## CONCEPTUAL PROBLEMS

1. Why is the portion of the titration curve that lies below the equivalence point of a solution of a weak acid displaced upward relative to the titration curve of a strong acid? How are the slopes of the curves different at the equivalence point? Why?
2. Predict whether each solution will be neutral, basic, or acidic at the equivalence point of each titration.
  - a. An aqueous solution of NaOH is titrated with 0.100 M HCl.
  - b. An aqueous solution of ethylamine ( $\text{CH}_3\text{CH}_2\text{NH}_2$ ) is titrated with 0.150 M  $\text{HNO}_3$
  - c. An aqueous solution of aniline hydrochloride ( $\text{C}_6\text{H}_5\text{NH}_3^+\text{Cl}^-$ ) is titrated with 0.050 M KOH.
3. The  $\text{pK}_a$  values of phenol red, bromophenol blue, and phenolphthalein are 7.4, 4.1, and 9.5, respectively. Which indicator is best suited for each acid–base titration?
  - a. titrating a solution of  $\text{Ba}(\text{OH})_2$  with 0.100 M HCl
  - b. titrating a solution of trimethylamine ( $\text{Me}_3\text{N}$ ) with 0.150 M  $\text{HNO}_3$
  - c. titrating a solution of aniline hydrochloride ( $\text{C}_6\text{H}_5\text{NH}_3^+\text{Cl}^-$ ) with 0.050 M KOH
4. For the titration of any strong acid with any strong base, the pH at the equivalence point is 7.0. Why is this not usually the case in titrations of weak acids or weak bases?
5. Why are the titration curves for a strong acid with a strong base and a weak acid with a strong base identical in shape above the equivalence points but not below?
6. Describe what is occurring on a molecular level during the titration of a weak acid, such as acetic acid, with a strong base, such as NaOH, at the following points along the titration curve. Which of these points corresponds to  $\text{pH} = \text{pK}_a$ ?
  - a. at the beginning of the titration
  - b. at the midpoint of the titration
  - c. at the equivalence point
  - d. when excess titrant has been added

7. On a molecular level, describe what is happening during the titration of a weak base, such as ammonia, with a strong acid, such as HCl, at the following points along the titration curve. Which of these points corresponds to  $\text{pOH} = \text{p}K_b$ ?
  - a. at the beginning of the titration
  - b. at the midpoint of the titration
  - c. at the equivalence point
  - d. when excess titrant has been added
8. For the titration of a weak acid with a strong base, use the  $K_a$  expression to show that  $\text{pH} = \text{p}K_a$  at the midpoint of the titration.
9. Chemical indicators can be used to monitor pH rapidly and inexpensively. Nevertheless, electronic methods are generally preferred. Why?
10. Why does adding ammonium chloride to a solution of ammonia in water decrease the pH of the solution?
11. Given the equilibrium system  $\text{CH}_3\text{CO}_2\text{H}(\text{aq}) \rightleftharpoons \text{CH}_3\text{CO}_2^-(\text{aq}) + \text{H}^+(\text{aq})$ , explain what happens to the position of the equilibrium and the pH in each case.
  - a. Dilute HCl is added.
  - b. Dilute NaOH is added.
  - c. Solid sodium acetate is added.
12. Given the equilibrium system  $\text{CH}_3\text{NH}_2(\text{aq}) + \text{H}_2\text{O}(\text{l}) \rightleftharpoons \text{CH}_3\text{NH}_3^+(\text{aq}) + \text{OH}^-(\text{aq})$ , explain what happens to the position of the equilibrium and the pH in each case.
  - a. Dilute HCl is added.
  - b. Dilute NaOH is added.
  - c. Solid  $\text{CH}_3\text{NH}_3^+\text{Cl}^-$  is added.

**ANSWER**

11.
  - a. shifts to left; pH decreases
  - b. shifts to right; pH increases
  - c. shifts to left; pH increases

## NUMERICAL PROBLEMS

- Calculate the pH of each solution.
  - A volume of 25.0 mL of 6.09 M HCl is added to 100.0 mL of distilled water
  - A volume of 5.0 mL of 2.55 M NaOH is added to 75.0 mL of distilled water.
- What is the pH of a solution prepared by mixing 50.0 mL of 0.225 M HCl with 100.0 mL of a 0.184 M solution of NaOH?
- What volume of 0.50 M HCl is needed to completely neutralize 25.00 mL of 0.86 M NaOH?
- Calculate the final pH when each pair of solutions is mixed.
  - 100 mL of 0.105 M HCl and 100 mL of 0.115 M sodium acetate
  - 50 mL of 0.10 M HCl and 100 mL of 0.15 M sodium acetate
  - 100 mL of 0.109 M acetic acid and 100 mL of 0.118 M NaOH
  - 100 mL of 0.998 M acetic acid and 50.0 mL of 0.110 M NaOH
- Calculate the final pH when each pair of solutions is mixed.
  - 100 mL of 0.983 M HCl and 100 mL of 0.102 M sodium fluoride
  - 50.0 mL of 0.115 M HCl and 100 mL of 0.109 M sodium fluoride
  - 100 mL of 0.106 M hydrofluoric acid and 50.0 mL of 0.996 M NaOH
  - 100 mL of 0.107 M sodium acetate and 50.0 mL of 0.987 M acetic acid
- Calcium carbonate is a major contributor to the “hardness” of water. The amount of  $\text{CaCO}_3$  in a water sample can be determined by titrating the sample with an acid, such as HCl, which produces water and  $\text{CO}_2$ . Write a balanced chemical equation for this reaction. Generate a plot of solution pH versus volume of 0.100 M HCl added for the titration of a solution of 250 mg of  $\text{CaCO}_3$  in 200.0 mL of water with 0.100 M HCl; assume that the HCl solution is added in 5.00 mL increments. What volume of HCl corresponds to the equivalence point?
- For a titration of 50.0 mL of 0.288 M NaOH, you would like to prepare a 0.200 M HCl solution. The only HCl solution available to you, however, is 12.0 M.
  - How would you prepare 500 mL of a 0.200 M HCl solution?
  - Approximately what volume of your 0.200 M HCl solution is needed to neutralize the NaOH solution?
  - After completing the titration, you find that your “0.200 M” HCl solution is actually 0.187 M. What was the exact volume of titrant used in the neutralization?

8. While titrating 50.0 mL of a 0.582 M solution of HCl with a solution labeled “0.500 M KOH,” you overshoot the endpoint. To correct the problem, you add 10.00 mL of the HCl solution to your flask and then carefully continue the titration. The total volume of titrant needed for neutralization is 71.9 mL.
- What is the actual molarity of your KOH solution?
  - What volume of titrant was needed to neutralize 50.0 mL of the acid?
9. Complete the following table and generate a titration curve showing the pH versus volume of added base for the titration of 50.0 mL of 0.288 M HCl with 0.321 M NaOH. Clearly indicate the equivalence point.

Base Added (mL)	10.0	30.0	40.0	45.0	50.0	55.0	65.0	75.0
pH								

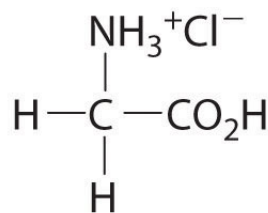
10. The following data were obtained while titrating 25.0 mL of 0.156 M NaOH with a solution labeled “0.202 M HCl.” Plot the pH versus volume of titrant added. Then determine the equivalence point from your graph and calculate the exact concentration of your HCl solution.

Volume of HCl (mL)	5	10	15	20	25	30	35
pH	11.46	11.29	10.98	4.40	2.99	2.70	2.52

11. Fill in the data for the titration of 50.0 mL of 0.241 M formic acid with 0.0982 M KOH. The  $pK_a$  of formic acid is 3.75. What is the pH of the solution at the equivalence point?

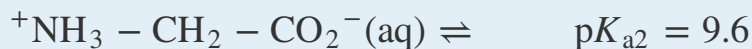
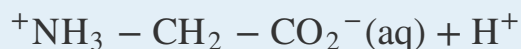
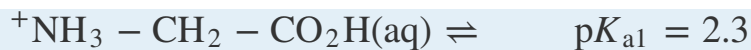
Volume of Base Added (mL)	0	5	10	15	20	25
pH						

12. Glycine hydrochloride, which contains the fully protonated form of the amino acid glycine, has the following structure:



**glycine hydrochloride**

It is a strong electrolyte that completely dissociates in water. Titration with base gives two equivalence points: the first corresponds to the deprotonation of the carboxylic acid group and the second to loss of the proton from the ammonium group. The corresponding equilibrium equations are as follows:



- Given 50.0 mL of solution that is 0.430 M glycine hydrochloride, how many milliliters of 0.150 M KOH are needed to fully deprotonate the carboxylic acid group?
  - How many additional milliliters of KOH are needed to deprotonate the ammonium group?
  - What is the pH of the solution at each equivalence point?
  - How many milliliters of titrant are needed to obtain a solution in which glycine has no net electrical charge? The pH at which a molecule such as glycine has no net charge is its *isoelectric point*. What is the isoelectric point of glycine?
- What is the pH of a solution prepared by adding 38.2 mL of 0.197 M HCl to 150.0 mL of 0.242 M pyridine? The  $\text{p}K_{\text{b}}$  of pyridine is 8.77.
  - What is the pH of a solution prepared by adding 40.3 mL of 0.289 M NaOH to 150.0 mL of 0.564 M succinic acid ( $\text{HO}_2\text{CCH}_2\text{CH}_2\text{CO}_2\text{H}$ )? (For succinic acid,  $\text{p}K_{\text{a}1} = 4.21$  and  $\text{p}K_{\text{a}2} = 5.64$ ).
  - Calculate the pH of a 0.15 M solution of malonic acid ( $\text{HO}_2\text{CCH}_2\text{CO}_2\text{H}$ ), whose  $\text{p}K_{\text{a}}$  values are as follows:  $\text{p}K_{\text{a}1} = 2.85$  and  $\text{p}K_{\text{a}2} = 5.70$ .

## ANSWERS

- 43 mL
- dilute 8.33 mL of 12.0 M HCl to 500.0 mL
  - 72 mL
  - 77.0 mL
- pH at equivalence point = 8.28

Volume of Base Added (mL)	0	5	10	15	20	25
pH	2.19	2.38	2.70	2.89	3.04	3.15

- 1.85



## 16.6 Buffers

### LEARNING OBJECTIVES

1. To understand how adding a common ion affects the position of an acid–base equilibrium.
2. To know how to use the Henderson-Hasselbalch equation to calculate the pH of a buffer.

**Buffers**<sup>12</sup> are solutions that maintain a relatively constant pH when an acid or a base is added. They therefore protect, or “buffer,” other molecules in solution from the effects of the added acid or base. Buffers contain either a weak acid (HA) and its conjugate base (A<sup>−</sup>) or a weak base (B) and its conjugate acid (BH<sup>+</sup>), and they are critically important for the proper functioning of biological systems. In fact, every biological fluid is buffered to maintain its physiological pH.

### The Common Ion Effect

To understand how buffers work, let’s look first at how the ionization equilibrium of a weak acid is affected by adding either the conjugate base of the acid or a strong acid (a source of H<sup>+</sup>). Le Châtelier’s principle can be used to predict the effect on the equilibrium position of the solution.

A typical buffer used in biochemistry laboratories contains acetic acid and a salt such as sodium acetate. Recall that the dissociation reaction of acetic acid is as follows:

*Equation 16.54*



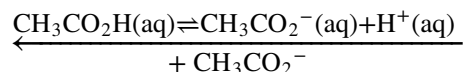
and the equilibrium constant expression is as follows:

*Equation 16.55*

$$K_a = \frac{[\text{H}^+][\text{CH}_3\text{CO}_2^-]}{[\text{CH}_3\text{CO}_2\text{H}]}$$

12. Solutions that maintain a relatively constant pH when an acid or a base is added.

Sodium acetate ( $\text{CH}_3\text{CO}_2\text{Na}$ ) is a strong electrolyte that ionizes completely in aqueous solution to produce  $\text{Na}^+$  and  $\text{CH}_3\text{CO}_2^-$  ions. If sodium acetate is added to a solution of acetic acid, Le Châtelier's principle predicts that the equilibrium in [Equation 16.54](#) will shift to the left, consuming some of the added  $\text{CH}_3\text{CO}_2^-$  and some of the  $\text{H}^+$  ions originally present in solution:



Because  $\text{Na}^+$  is a spectator ion, it has no effect on the position of the equilibrium and can be ignored. The addition of sodium acetate produces a new equilibrium composition, in which  $[\text{H}^+]$  is less than the initial value. Because  $[\text{H}^+]$  has decreased, the pH will be higher. Thus adding a salt of the conjugate base to a solution of a weak acid increases the pH. This makes sense because sodium acetate is a base, and adding *any* base to a solution of a weak acid should increase the pH.

If we instead add a strong acid such as HCl to the system,  $[\text{H}^+]$  increases. Once again the equilibrium is temporarily disturbed, but the excess  $\text{H}^+$  ions react with the conjugate base ( $\text{CH}_3\text{CO}_2^-$ ), whether from the parent acid or sodium acetate, to drive the equilibrium to the left. The net result is a new equilibrium composition that has a lower  $[\text{CH}_3\text{CO}_2^-]$  than before. In both cases, *only the equilibrium composition has changed; the ionization constant  $K_a$  for acetic acid remains the same*. Adding a strong electrolyte that contains one ion in common with a reaction system that is at equilibrium, in this case  $\text{CH}_3\text{CO}_2^-$ , will therefore shift the equilibrium in the direction that reduces the concentration of the common ion. The shift in equilibrium is called the **common ion effect**<sup>13</sup>.

### Note the Pattern

Adding a common ion to a system at equilibrium affects the equilibrium composition but not the ionization constant.

13. The shift in equilibrium that results when a strong electrolyte containing one ion in common with a reaction system that is at equilibrium is added to the system.

## EXAMPLE 14

In [Section 16.4 "Quantitative Aspects of Acid–Base Equilibria"](#), we calculated that a 0.150 M solution of formic acid at 25°C ( $pK_a = 3.75$ ) has a pH of 2.28 and is 3.5% ionized.

- Is there a change to the pH of the solution if enough solid sodium formate is added to make the final formate concentration 0.100 M (assume that the formic acid concentration does not change)?
- What percentage of the formic acid is ionized if 0.200 M HCl is added to the system?

**Given:** solution concentration and pH,  $pK_a$ , and percent ionization of acid; final concentration of conjugate base or strong acid added

**Asked for:** pH and percent ionization of formic acid

**Strategy:**

**A** Write a balanced equilibrium equation for the ionization equilibrium of formic acid. Tabulate the initial concentrations, the changes, and the final concentrations.

**B** Substitute the expressions for the final concentrations into the expression for  $K_a$ . Calculate  $[H^+]$  and the pH of the solution.

**C** Construct a table of concentrations for the dissociation of formic acid. To determine the percent ionization, determine the anion concentration, divide it by the initial concentration of formic acid, and multiply the result by 100.

**Solution:**

- A** Because sodium formate is a strong electrolyte, it ionizes completely in solution to give formate and sodium ions. The  $Na^+$  ions are spectator ions, so they can be ignored in the equilibrium equation. Because water is both a much weaker acid than formic acid and a much weaker base than formate, the acid–base properties of the solution are determined solely by the formic acid ionization equilibrium:



The initial concentrations, the changes in concentration that occur as equilibrium is reached, and the final concentrations can be tabulated.

$\text{HCO}_2\text{H}(\text{aq}) \rightleftharpoons \text{H}^+(\text{aq}) + \text{HCO}_2^-(\text{aq})$			
	$[\text{HCO}_2\text{H}]$	$[\text{H}^+]$	$[\text{HCO}_2^-]$
initial	0.150	$1.00 \times 10^{-7}$	0.100
change	$-x$	$+x$	$+x$
final	$(0.150 - x)$	$x$	$(0.100 + x)$

**B** We substitute the expressions for the final concentrations into the equilibrium constant expression and make our usual simplifying assumptions, so

$$K_a = \frac{[\text{H}^+][\text{HCO}_2^-]}{[\text{HCO}_2\text{H}]} = \frac{(x)(0.100 + x)}{0.150 - x} = \frac{x(0.100)}{0.150} = 10^{-3.75} = 1.8 \times 10^{-4}$$

Rearranging and solving for  $x$ ,

$$x = (1.8 \times 10^{-4}) \times \frac{0.150 \text{ M}}{0.100 \text{ M}} = 2.7 \times 10^{-4} = [\text{H}^+]$$

The value of  $x$  is small compared with 0.150 or 0.100 M, so our assumption about the extent of ionization is justified. Moreover,  $K_a C_{\text{HA}} = (1.8 \times 10^{-4})(0.150) = 2.7 \times 10^{-5}$ , which is greater than  $1.0 \times 10^{-6}$ , so again, our assumption is justified. The final pH is  $-\log(2.7 \times 10^{-4}) = 3.57$ , compared with the initial value of 2.29. Thus adding a salt containing the conjugate base of the acid has increased the pH of the solution, as we expect based on Le Châtelier's principle; the stress on the system has been relieved by the consumption of  $\text{H}^+$  ions, driving the equilibrium to the left.

- b. **C** Because HCl is a strong acid, it ionizes completely, and chloride is a spectator ion that can be neglected. Thus the only relevant acid–base equilibrium is again the dissociation of formic acid,

and initially the concentration of formate is zero. We can construct a table of initial concentrations, changes in concentration, and final concentrations.

$\text{HCO}_2\text{H}(\text{aq}) \rightleftharpoons \text{H}^+(\text{aq}) + \text{HCO}_2^-(\text{aq})$			
	$[\text{HCO}_2\text{H}]$	$[\text{H}^+]$	$[\text{HCO}_2^-]$
initial	0.150	0.200	0
change	$-x$	$+x$	$+x$
final	$(0.150 - x)$	$(0.200 + x)$	$x$

To calculate the percentage of formic acid that is ionized under these conditions, we have to determine the final  $[\text{HCO}_2^-]$ . We substitute final concentrations into the equilibrium constant expression and make the usual simplifying assumptions, so

$$K_a = \frac{[\text{H}^+][\text{HCO}_2^-]}{[\text{HCO}_2\text{H}]} = \frac{(0.200 + x)(x)}{0.150 - x} = \frac{x(0.200)}{0.150} = 1.80 \times 10^{-4}$$

Rearranging and solving for  $x$ ,

$$x = (1.80 \times 10^{-4}) \times \frac{0.150 \text{ M}}{0.200 \text{ M}} = 1.35 \times 10^{-4} = [\text{HCO}_2^-]$$

Once again, our simplifying assumptions are justified. The percent ionization of formic acid is as follows:

$$\text{percent ionization} = \frac{1.35 \times 10^{-4} \text{ M}}{0.150 \text{ M}} \times 100 = 0.0900\%$$

Adding the strong acid to the solution, as shown in the table, decreased the percent ionization of formic acid by a factor of approximately 38 ( $3.45\%/0.0900\%$ ). Again, this is consistent with Le Châtelier's principle: adding  $\text{H}^+$  ions drives the dissociation equilibrium to the left.

Exercise

As you learned in Example 8, a 0.225 M solution of ethylamine ( $\text{CH}_3\text{CH}_2\text{NH}_2$ ,  $\text{p}K_{\text{b}} = 3.19$ ) has a pH of 12.08 and a percent ionization of 5.4% at 20°C. Calculate the following:

- the pH of the solution if enough solid ethylamine hydrochloride ( $\text{EtNH}_3\text{Cl}$ ) is added to make the solution 0.100 M in  $\text{EtNH}_3^+$
- the percentage of ethylamine that is ionized if enough solid NaOH is added to the original solution to give a final concentration of 0.050 M NaOH

**Answer:**

- 11.16
- 1.3%

Now let's suppose we have a buffer solution that contains equimolar concentrations of a weak base (B) and its conjugate acid ( $\text{BH}^+$ ). The general equation for the ionization of a weak base is as follows:

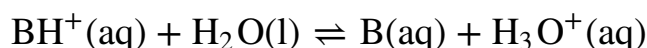
*Equation 16.56*



If the equilibrium constant for the reaction as written in [Equation 16.56](#) is small, for example  $K_{\text{b}} = 10^{-5}$ , then the equilibrium constant for the reverse reaction is very large:  $K = 1/K_{\text{b}} = 10^5$ . Adding a strong base such as  $\text{OH}^-$  to the solution therefore causes the equilibrium in [Equation 16.56](#) to shift to the left, consuming the added  $\text{OH}^-$ . As a result, the  $\text{OH}^-$  ion concentration in solution remains relatively constant, and the pH of the solution changes very little. Le Châtelier's principle predicts the same outcome: when the system is stressed by an increase in the  $\text{OH}^-$  ion concentration, the reaction will proceed to the left to counteract the stress.

If the  $\text{p}K_{\text{b}}$  of the base is 5.0, the  $\text{p}K_{\text{a}}$  of its conjugate acid is  $\text{p}K_{\text{a}} = \text{p}K_{\text{w}} - \text{p}K_{\text{b}} = 14.0 - 5.0 = 9.0$ . Thus the equilibrium constant for ionization of the conjugate acid is even smaller than that for ionization of the base. The ionization reaction for the conjugate acid of a weak base is written as follows:

*Equation 16.57*

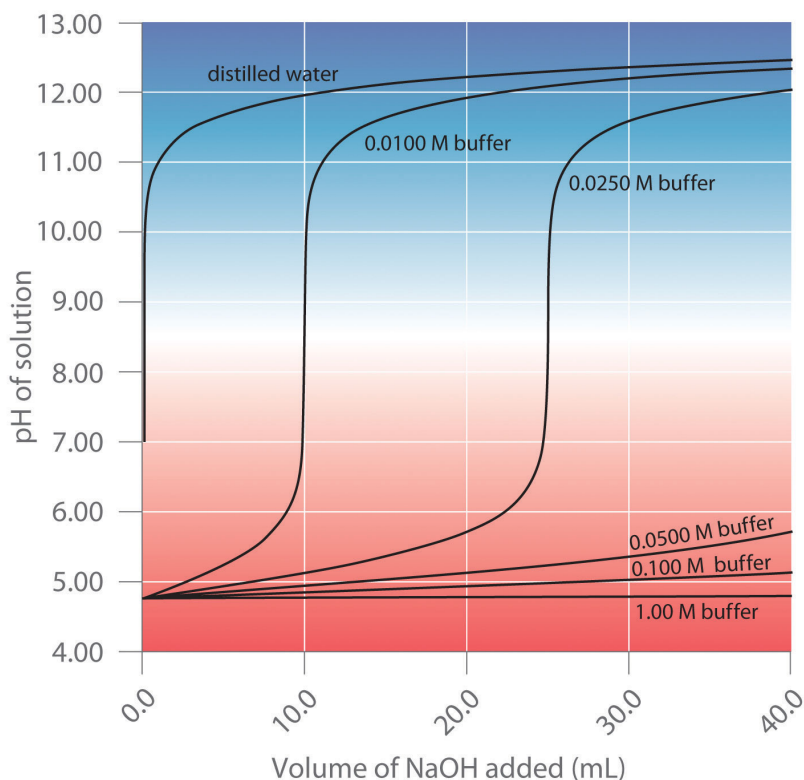


Again, the equilibrium constant for the reverse of this reaction is very large:  $K = 1/K_a = 10^9$ . If a strong acid is added, it is neutralized by reaction with the base as the reaction in [Equation 16.57](#) shifts to the left. As a result, the  $H^+$  ion concentration does not increase very much, and the pH changes only slightly. In effect, a buffer solution behaves somewhat like a sponge that can absorb  $H^+$  and  $OH^-$  ions, thereby preventing large changes in pH when appreciable amounts of strong acid or base are added to a solution.

Buffers are characterized by the *pH range* over which they can maintain a more or less constant pH and by their **buffer capacity**<sup>14</sup>, the amount of strong acid or base that can be absorbed before the pH changes significantly. Although the useful pH range of a buffer depends strongly on the chemical properties of the weak acid and weak base used to prepare the buffer (i.e., on  $K$ ), its buffer capacity depends solely on the concentrations of the species in the buffered solution. The more concentrated the buffer solution, the greater its buffer capacity. As illustrated in [Figure 16.26 "Effect of Buffer Concentration on the Capacity of a Buffer"](#), when NaOH is added to solutions that contain different concentrations of an acetic acid/sodium acetate buffer, the observed change in the pH of the buffer is inversely proportional to the concentration of the buffer. If the buffer capacity is 10 times larger, then the buffer solution can absorb 10 times more strong acid or base before undergoing a significant change in pH.

14. The amount of strong acid or strong base that a buffer solution can absorb before the pH changes dramatically.

Figure 16.26 Effect of Buffer Concentration on the Capacity of a Buffer



A buffer maintains a relatively constant pH when acid or base is added to a solution. The addition of even tiny volumes of 0.10 M NaOH to 100.0 mL of distilled water results in a very large change in pH. As the concentration of a 50:50 mixture of sodium acetate/acetic acid buffer in the solution is increased from 0.010 M to 1.00 M, the change in the pH produced by the addition of the same volume of NaOH solution decreases steadily. For buffer concentrations of at least 0.500 M, the addition of even 25 mL of the NaOH solution results in only a relatively small change in pH.

### Calculating the pH of a Buffer

The pH of a buffer can be calculated from the concentrations of the weak acid and the weak base used to prepare it, the concentration of the conjugate base and conjugate acid, and the  $pK_a$  or  $pK_b$  of the weak acid or weak base. The procedure is analogous to that used in Example 14 to calculate the pH of a solution containing known concentrations of formic acid and formate.

An alternative method frequently used to calculate the pH of a buffer solution is based on a rearrangement of the equilibrium equation for the dissociation of a weak acid. The simplified ionization reaction is  $HA \rightleftharpoons H^+ + A^-$ , for which the equilibrium constant expression is as follows:



Equation 16.58

$$K_a = \frac{[\text{H}^+][\text{A}^-]}{[\text{HA}]}$$

This equation can be rearranged as follows:

Equation 16.59

$$[\text{H}^+] = \frac{K_a[\text{HA}]}{[\text{A}^-]}$$

Taking the logarithm of both sides and multiplying both sides by -1,

Equation 16.60

$$-\log[\text{H}^+] = -\log K_a - \log \left( \frac{[\text{HA}]}{[\text{A}^-]} \right) = -\log K_a + \log \left( \frac{[\text{A}^-]}{[\text{HA}]} \right)$$

Replacing the negative logarithms in [Equation 16.60](#),

Equation 16.61

$$\text{pH} = \text{p}K_a + \log \left( \frac{[\text{A}^-]}{[\text{HA}]} \right)$$

or, more generally,

Equation 16.62

$$\text{pH} = \text{p}K_a + \log \left( \frac{[\text{base}]}{[\text{acid}]} \right)$$

15. A rearranged version of the equilibrium constant expression that provides a direct way to calculate the pH of a buffer solution:  $\text{pH} = \text{p}K_a + \log([\text{base}]/[\text{acid}])$ .

[Equation 16.61](#) and [Equation 16.62](#) are both forms of the **Henderson-Hasselbalch equation**<sup>15</sup>, named after the two early-20th-century chemists who first noticed that this rearranged version of the equilibrium constant expression provides an easy way to calculate the pH of a buffer solution. In general, the validity of the

Henderson-Hasselbalch equation may be limited to solutions whose concentrations are at least 100 times greater than their  $K_a$  values.

There are three special cases where the Henderson-Hasselbalch equation is easily interpreted without the need for calculations:

1. **[base] = [acid]**. Under these conditions,  $[\text{base}]/[\text{acid}] = 1$  in [Equation 16.62](#). Because  $\log 1 = 0$ ,  $\text{pH} = \text{p}K_a$ , *regardless of the actual concentrations of the acid and base*. Recall from [Section 16.5 "Acid–Base Titrations"](#) that this corresponds to the midpoint in the titration of a weak acid or a weak base.
2.  **$[\text{base}]/[\text{acid}] = 10$** . In [Equation 16.62](#), because  $\log 10 = 1$ ,  $\text{pH} = \text{p}K_a + 1$ .
3.  **$[\text{base}]/[\text{acid}] = 100$** . In [Equation 16.62](#), because  $\log 100 = 2$ ,  $\text{pH} = \text{p}K_a + 2$ .

Each time we increase the  $[\text{base}]/[\text{acid}]$  ratio by 10, the pH of the solution increases by 1 pH unit. Conversely, if the  $[\text{base}]/[\text{acid}]$  ratio is 0.1, then  $\text{pH} = \text{p}K_a - 1$ . Each additional factor-of-10 decrease in the  $[\text{base}]/[\text{acid}]$  ratio causes the pH to decrease by 1 pH unit.

### Note the Pattern

If  $[\text{base}] = [\text{acid}]$  for a buffer, then  $\text{pH} = \text{p}K_a$ . Changing this ratio by a factor of 10 either way changes the pH by  $\pm 1$  unit.

## EXAMPLE 15

What is the pH of a solution that contains

- 0.135 M  $\text{HCO}_2\text{H}$  and 0.215 M  $\text{HCO}_2\text{Na}$ ? (The  $\text{p}K_a$  of formic acid is 3.75.)
- 0.0135 M  $\text{HCO}_2\text{H}$  and 0.0215 M  $\text{HCO}_2\text{Na}$ ?
- 0.119 M pyridine and 0.234 M pyridine hydrochloride? (The  $\text{p}K_b$  of pyridine is 8.77.)

**Given:** concentration of acid, conjugate base, and  $\text{p}K_a$ ; concentration of base, conjugate acid, and  $\text{p}K_b$

**Asked for:** pH

**Strategy:**

Substitute values into either form of the Henderson-Hasselbalch equation ([Equation 16.61](#) or [Equation 16.62](#)) to calculate the pH.

**Solution:**

- According to the Henderson-Hasselbalch equation, the pH of a solution that contains both a weak acid and its conjugate base is  $\text{pH} = \text{p}K_a + \log\left(\frac{[\text{A}^-]}{[\text{HA}]}\right)$ . Inserting the given values into the equation,

$$\text{pH} = 3.75 + \log\left(\frac{0.215}{0.135}\right) = 3.75 + \log 1.593 = 3.95$$

This result makes sense because the  $[\text{A}^-]/[\text{HA}]$  ratio is between 1 and 10, so the pH of the buffer must be between the  $\text{p}K_a$  (3.75) and  $\text{p}K_a + 1$ , or 4.75.

- This is identical to part (a), except for the concentrations of the acid and the conjugate base, which are 10 times lower. Inserting the concentrations into the Henderson-Hasselbalch equation,

$$\text{pH} = 3.75 + \log \left( \frac{0.0215}{0.0135} \right) = 3.75 + \log 1.593 = 3.95$$

This result is identical to the result in part (a), which emphasizes the point that the pH of a buffer depends *only* on the *ratio* of the concentrations of the conjugate base and the acid, *not* on the magnitude of the concentrations. Because the  $[A^-]/[HA]$  ratio is the same as in part (a), the pH of the buffer must also be the same (3.95).

- c. In this case, we have a weak base, pyridine (Py), and its conjugate acid, the pyridinium ion (HPy<sup>+</sup>). We will therefore use [Equation 16.62](#), the more general form of the Henderson-Hasselbalch equation, in which “base” and “acid” refer to the appropriate species of the conjugate acid–base pair. We are given  $[\text{base}] = [\text{Py}] = 0.119 \text{ M}$  and  $[\text{acid}] = [\text{HPy}^+] = 0.234 \text{ M}$ . We also are given  $\text{p}K_b = 8.77$  for pyridine, but we need  $\text{p}K_a$  for the pyridinium ion. Recall from [Equation 16.23](#) that the  $\text{p}K_b$  of a weak base and the  $\text{p}K_a$  of its conjugate acid are related:  $\text{p}K_a + \text{p}K_b = \text{p}K_w$ . Thus  $\text{p}K_a$  for the pyridinium ion is  $\text{p}K_w - \text{p}K_b = 14.00 - 8.77 = 5.23$ . Substituting this  $\text{p}K_a$  value into the Henderson-Hasselbalch equation,

$$\text{pH} = \text{p}K_a + \log \left( \frac{[\text{base}]}{[\text{acid}]} \right) = 5.23 + \log \left( \frac{0.119}{0.234} \right) = 5.23 - 0.29$$

Once again, this result makes sense: the  $[B]/[BH^+]$  ratio is about 1/2, which is between 1 and 0.1, so the final pH must be between the  $\text{p}K_a$  (5.23) and  $\text{p}K_a - 1$ , or 4.23.

#### Exercise

What is the pH of a solution that contains

- 0.333 M benzoic acid and 0.252 M sodium benzoate?
- 0.050 M trimethylamine and 0.066 M trimethylamine hydrochloride?

The  $\text{p}K_a$  of benzoic acid is 4.20, and the  $\text{p}K_b$  of trimethylamine is also 4.20.

**Answer:**

- a. 4.08
- b. 9.68

The Henderson-Hasselbalch equation can also be used to calculate the pH of a buffer solution after adding a given amount of strong acid or strong base, as demonstrated in Example 16.

## EXAMPLE 16

The buffer solution in Example 15 contained 0.135 M  $\text{HCO}_2\text{H}$  and 0.215 M  $\text{HCO}_2\text{Na}$  and had a pH of 3.95.

- What is the final pH if 5.00 mL of 1.00 M HCl are added to 100 mL of this solution?
- What is the final pH if 5.00 mL of 1.00 M NaOH are added?

**Given:** composition and pH of buffer; concentration and volume of added acid or base

**Asked for:** final pH

**Strategy:**

**A** Calculate the amounts of formic acid and formate present in the buffer solution using the procedure from Example 14. Then calculate the amount of acid or base added.

**B** Construct a table showing the amounts of all species after the neutralization reaction. Use the final volume of the solution to calculate the concentrations of all species. Finally, substitute the appropriate values into the Henderson-Hasselbalch equation ([Equation 16.62](#)) to obtain the pH.

**Solution:**

The added HCl (a strong acid) or NaOH (a strong base) will react completely with formate (a weak base) or formic acid (a weak acid), respectively, to give formic acid or formate and water. We must therefore calculate the amounts of formic acid and formate present after the neutralization reaction.

- We begin by calculating the millimoles of formic acid and formate present in 100 mL of the initial pH 3.95 buffer:

$$100 \cancel{\text{ mL}} \left( \frac{0.135 \text{ mmol HCO}_2\text{H}}{\cancel{\text{ mL}}} \right) = 13.5 \text{ mmol HCO}_2\text{H}$$

$$100 \cancel{\text{ mL}} \left( \frac{0.215 \text{ mmol HCO}_2^-}{\cancel{\text{ mL}}} \right) = 21.5 \text{ mmol HCO}_2^-$$

The millimoles of  $\text{H}^+$  in 5.00 mL of 1.00 M HCl is as follows:

$$5.00 \cancel{\text{ mL}} \left( \frac{1.00 \text{ mmol H}^+}{\cancel{\text{ mL}}} \right) = 5.00 \text{ mmol H}^+$$

**B** Next, we construct a table of initial amounts, changes in amounts, and final amounts:

$\text{HCO}_2^-(\text{aq}) + \text{H}^+(\text{aq}) \rightarrow \text{HCO}_2\text{H}(\text{aq})$			
	$[\text{HCO}_2^-]$	$[\text{H}^+]$	$[\text{HCO}_2\text{H}]$
initial	21.5 mmol	5.00 mmol	13.5 mmol
change	-5.00 mmol	-5.00 mmol	+5.00 mmol
final	16.5 mmol	~0 mmol	18.5 mmol

The final amount of  $\text{H}^+$  in solution is given as “~0 mmol.” For the purposes of the stoichiometry calculation, this is essentially true, but remember that the point of the problem is to calculate the final  $[\text{H}^+]$  and thus the pH. We now have all the information we need to calculate the pH. We can use either the lengthy procedure of Example 14 or the Henderson–Hasselbalch equation. Because we have performed *many* equilibrium calculations in this chapter, we’ll take the latter approach. The Henderson–Hasselbalch equation requires the concentrations of  $\text{HCO}_2^-$  and  $\text{HCO}_2\text{H}$ , which can be calculated using the number of millimoles ( $n$ ) of each and the total volume ( $V_T$ ). Substituting these values into the Henderson–Hasselbalch equation,

$$\text{pH} = \text{p}K_a + \log \left( \frac{[\text{HCO}_2^-]}{[\text{HCO}_2\text{H}]} \right) = \text{p}K_a + \log \left( \frac{n_{\text{HCO}_2^-}/V_f}{n_{\text{HCO}_2\text{H}}/V_f} \right) = \text{p}K_a$$

Because the total volume appears in both the numerator and denominator, it cancels. We therefore need to use only the ratio

of the number of millimoles of the conjugate base to the number of millimoles of the weak acid. So

$$\text{pH} = \text{p}K_{\text{a}} + \log \left( \frac{n_{\text{HCO}_2^-}}{n_{\text{HCO}_2\text{H}}} \right) = 3.75 + \log \left( \frac{16.5 \text{ mmol}}{18.5 \text{ mmol}} \right) = 3.75 -$$

Once again, this result makes sense on two levels. First, the addition of HCl has decreased the pH from 3.95, as expected. Second, the ratio of  $\text{HCO}_2^-$  to  $\text{HCO}_2\text{H}$  is slightly less than 1, so the pH should be between the  $\text{p}K_{\text{a}}$  and  $\text{p}K_{\text{a}} - 1$ .

- b. **A** The procedure for solving this part of the problem is exactly the same as that used in part (a). We have already calculated the numbers of millimoles of formic acid and formate in 100 mL of the initial pH 3.95 buffer: 13.5 mmol of  $\text{HCO}_2\text{H}$  and 21.5 mmol of  $\text{HCO}_2^-$ . The number of millimoles of  $\text{OH}^-$  in 5.00 mL of 1.00 M NaOH is as follows:

$$5.00 \cancel{\text{ mL}} \left( \frac{1.00 \text{ mmol OH}^-}{\cancel{\text{ mL}}} \right) = 5.00 \text{ mmol OH}^-$$

**B** With this information, we can construct a table of initial amounts, changes in amounts, and final amounts.

$\text{HCO}_2\text{H}(\text{aq}) + \text{OH}^-(\text{aq}) \rightarrow \text{HCO}_2^-(\text{aq}) + \text{H}_2\text{O}(\text{l})$			
	$[\text{HCO}_2\text{H}]$	$[\text{OH}^-]$	$[\text{HCO}_2^-]$
initial	13.5 mmol	5.00 mmol	21.5 mmol
change	-5.00 mmol	-5.00 mmol	+5.00 mmol
final	8.5 mmol	$\sim 0$ mmol	26.5 mmol

The final amount of  $\text{OH}^-$  in solution is not actually zero; this is only approximately true based on the stoichiometric calculation. We can calculate the final pH by inserting the numbers of millimoles of both  $\text{HCO}_2^-$  and  $\text{HCO}_2\text{H}$  into the simplified Henderson-Hasselbalch expression used in part (a) because the volume cancels:



$$\text{pH} = \text{p}K_{\text{a}} + \log \left( \frac{n_{\text{HCO}_2^-}}{n_{\text{HCO}_2\text{H}}} \right) = 3.75 + \log \left( \frac{26.5 \text{ mmol}}{8.5 \text{ mmol}} \right) = 3.75 +$$

Once again, this result makes chemical sense: the pH has increased, as would be expected after adding a strong base, and the final pH is between the  $\text{p}K_{\text{a}}$  and  $\text{p}K_{\text{a}} + 1$ , as expected for a solution with a  $\text{HCO}_2^-/\text{HCO}_2\text{H}$  ratio between 1 and 10.

#### Exercise

The buffer solution from Example 15 contained 0.119 M pyridine and 0.234 M pyridine hydrochloride and had a pH of 4.94.

- What is the final pH if 12.0 mL of 1.5 M NaOH are added to 250 mL of this solution?
- What is the final pH if 12.0 mL of 1.5 M HCl are added?

#### Answer:

- 5.30
- 4.42

### Note the Pattern

Only the *amounts* (in moles or millimoles) of the acidic and basic components of the buffer are needed to use the Henderson-Hasselbalch equation, *not* their concentrations.

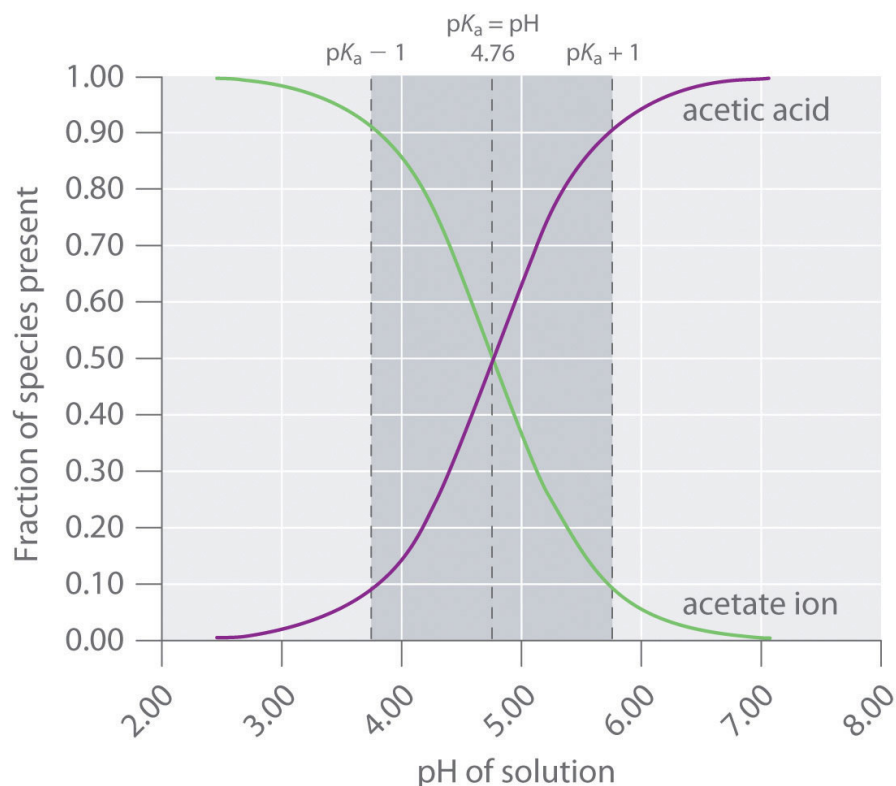
### Note the Pattern

The most effective buffers contain equal concentrations of an acid and its conjugate base.

The results obtained in Example 16 and its corresponding exercise demonstrate how little the pH of a well-chosen buffer solution changes despite the addition of a significant quantity of strong acid or strong base. Suppose we had added the same amount of HCl or NaOH solution to 100 mL of an *unbuffered* solution at pH 3.95 (corresponding to  $1.1 \times 10^{-4}$  M HCl). In this case, adding 5.00 mL of 1.00 M HCl would lower the final pH to 1.32 instead of 3.70, whereas adding 5.00 mL of 1.00 M NaOH would raise the final pH to 12.68 rather than 4.24. (Try verifying these values by doing the calculations yourself.) Thus the presence of a buffer significantly increases the ability of a solution to maintain an almost constant pH.

A buffer that contains approximately equal amounts of a weak acid and its conjugate base in solution is equally effective at neutralizing either added base or added acid. This is shown in [Figure 16.27 "Distribution Curve Showing the Fraction of Acetic Acid Molecules and Acetate Ions as a Function of pH in a Solution of Acetic Acid"](#) for an acetic acid/sodium acetate buffer. Adding a given amount of strong acid shifts the system along the horizontal axis to the left, whereas adding the same amount of strong base shifts the system the same distance to the right. In either case, the change in the ratio of  $\text{CH}_3\text{CO}_2^-$  to  $\text{CH}_3\text{CO}_2\text{H}$  from 1:1 reduces the buffer capacity of the solution.

*Figure 16.27 Distribution Curve Showing the Fraction of Acetic Acid Molecules and Acetate Ions as a Function of pH in a Solution of Acetic Acid*

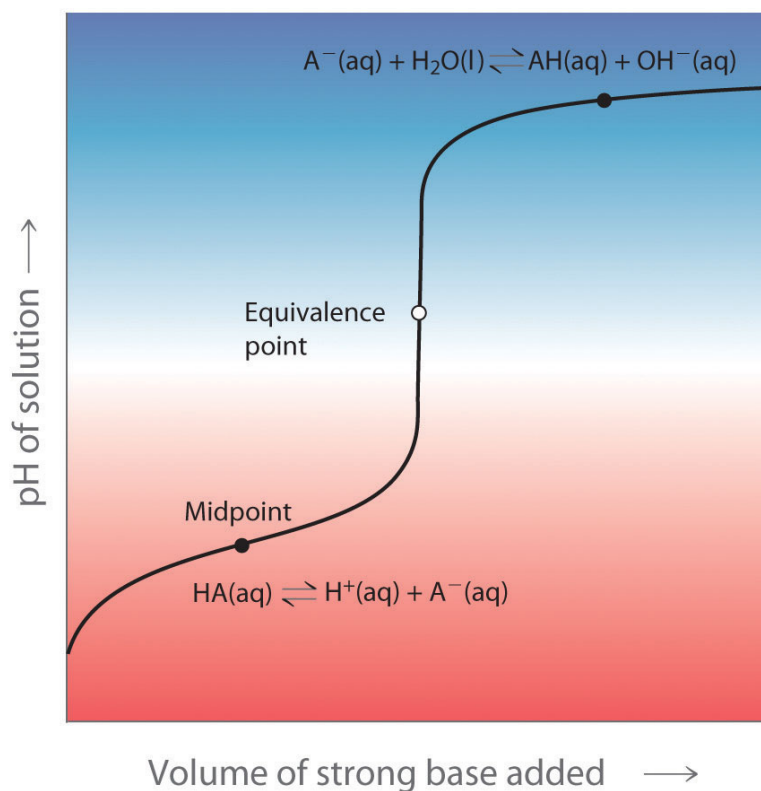


The pH range over which the acetic acid/sodium acetate system is an effective buffer (the darker shaded region) corresponds to the region in which appreciable concentrations of both species are present (pH 3.76–5.76, corresponding to  $\text{pH} = \text{p}K_a \pm 1$ ).

## The Relationship between Titrations and Buffers

There is a strong correlation between the effectiveness of a buffer solution and the titration curves discussed in [Section 16.5 "Acid–Base Titrations"](#). Consider the schematic titration curve of a weak acid with a strong base shown in [Figure 16.28 "The Relationship between Titration Curves and Buffers"](#). As indicated by the labels, the region around  $\text{p}K_a$  corresponds to the midpoint of the titration, when approximately half the weak acid has been neutralized. This portion of the titration curve corresponds to a buffer: it exhibits the smallest change in pH per increment of added strong base, as shown by the nearly horizontal nature of the curve in this region. The nearly flat portion of the curve extends only from approximately a pH value of 1 unit less than the  $\text{p}K_a$  to approximately a pH value of 1 unit greater than the  $\text{p}K_a$ , which is why buffer solutions usually have a pH that is within  $\pm 1$  pH units of the  $\text{p}K_a$  of the acid component of the buffer.

Figure 16.28 The Relationship between Titration Curves and Buffers



*This schematic plot of pH for the titration of a weak acid with a strong base shows the nearly flat region of the titration curve around the midpoint, which corresponds to the formation of a buffer. At the lower left, the pH of the solution is determined by the equilibrium for dissociation of the weak acid; at the upper right, the pH is determined by the equilibrium for reaction of the conjugate base with water.*

In the region of the titration curve at the lower left, before the midpoint, the acid–base properties of the solution are dominated by the equilibrium for dissociation of the weak acid, corresponding to  $K_a$ . In the region of the titration curve at the upper right, after the midpoint, the acid–base properties of the solution are dominated by the equilibrium for reaction of the conjugate base of the weak acid with water, corresponding to  $K_b$ . However, we can calculate either  $K_a$  or  $K_b$  from the other because they are related by  $K_w$ .

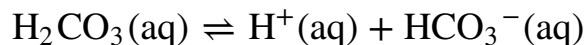
### Blood: A Most Important Buffer

Metabolic processes produce large amounts of acids and bases, yet organisms are able to maintain an almost constant internal pH because their fluids contain buffers. This is not to say that the pH is uniform throughout all cells and tissues of a mammal. The internal pH of a red blood cell is about 7.2, but the pH of most other kinds of cells is lower, around 7.0. Even within a single cell, different compartments can have very different pH values. For example, one intracellular compartment in white blood cells has a pH of around 5.0.

Because no single buffer system can effectively maintain a constant pH value over the entire physiological range of approximately pH 5.0 to 7.4, biochemical systems use a set of buffers with overlapping ranges. The most important of these is the  $\text{CO}_2/\text{HCO}_3^-$  system, which dominates the buffering action of blood plasma.

The acid–base equilibrium in the  $\text{CO}_2/\text{HCO}_3^-$  buffer system is usually written as follows:

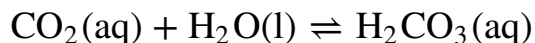
*Equation 16.63*



with  $K_a = 4.5 \times 10^{-7}$  and  $\text{p}K_a = 6.35$  at 25°C. In fact, [Equation 16.63](#) is a grossly oversimplified version of the  $\text{CO}_2/\text{HCO}_3^-$  system because a solution of  $\text{CO}_2$  in water contains only rather small amounts of  $\text{H}_2\text{CO}_3$ . Thus [Equation 16.63](#) does not allow us to understand how blood is actually buffered, particularly at a physiological

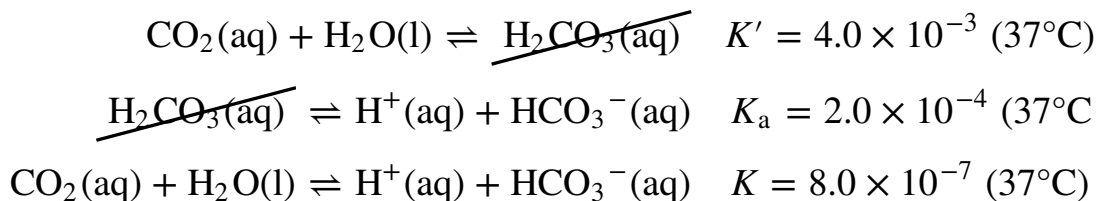
temperature of 37°C. As shown in [Equation 16.64](#), CO<sub>2</sub> is in equilibrium with H<sub>2</sub>CO<sub>3</sub>, but the equilibrium lies far to the left, with an H<sub>2</sub>CO<sub>3</sub>/CO<sub>2</sub> ratio less than 0.01 under most conditions:

*Equation 16.64*



with  $K' = 4.0 \times 10^{-3}$  at 37°C. The true p*K*<sub>a</sub> of carbonic acid at 37°C is therefore 3.70, not 6.35, corresponding to a *K*<sub>a</sub> of  $2.0 \times 10^{-4}$ , which makes it a much stronger acid than [Equation 16.63](#) suggests. Adding [Equation 16.63](#) and [Equation 16.64](#) and canceling H<sub>2</sub>CO<sub>3</sub> from both sides give the following overall equation for the reaction of CO<sub>2</sub> with water to give a proton and the bicarbonate ion:

*Equation 16.65*



The *K* value for the reaction in [Equation 16.65](#) is the product of the *true* ionization constant for carbonic acid (*K*<sub>a</sub>) and the equilibrium constant (*K*) for the reaction of CO<sub>2</sub>(aq) with water to give carbonic acid. The equilibrium equation for the reaction of CO<sub>2</sub> with water to give bicarbonate and a proton is therefore

*Equation 16.66*

$$K = \frac{[\text{H}^+][\text{HCO}_3^-]}{[\text{CO}_2]} = 8.0 \times 10^{-7}$$

The presence of a gas in the equilibrium constant expression for a buffer is unusual. According to Henry's law,  $[\text{CO}_2] = kP_{\text{CO}_2}$ , where *k* is the Henry's law constant for CO<sub>2</sub>, which is  $3.0 \times 10^{-5}$  M/mmHg at 37°C. (For more information about Henry's law, see [Chapter 13 "Solutions"](#), [Section 13.4 "Effects of Temperature and Pressure on Solubility"](#).) Substituting this expression for [CO<sub>2</sub>] in [Equation 16.66](#),

Equation 16.67

$$K = \frac{[\text{H}^+][\text{HCO}_3^-]}{(3.0 \times 10^{-5} \text{ M/mmHg}) (P_{\text{CO}_2})}$$

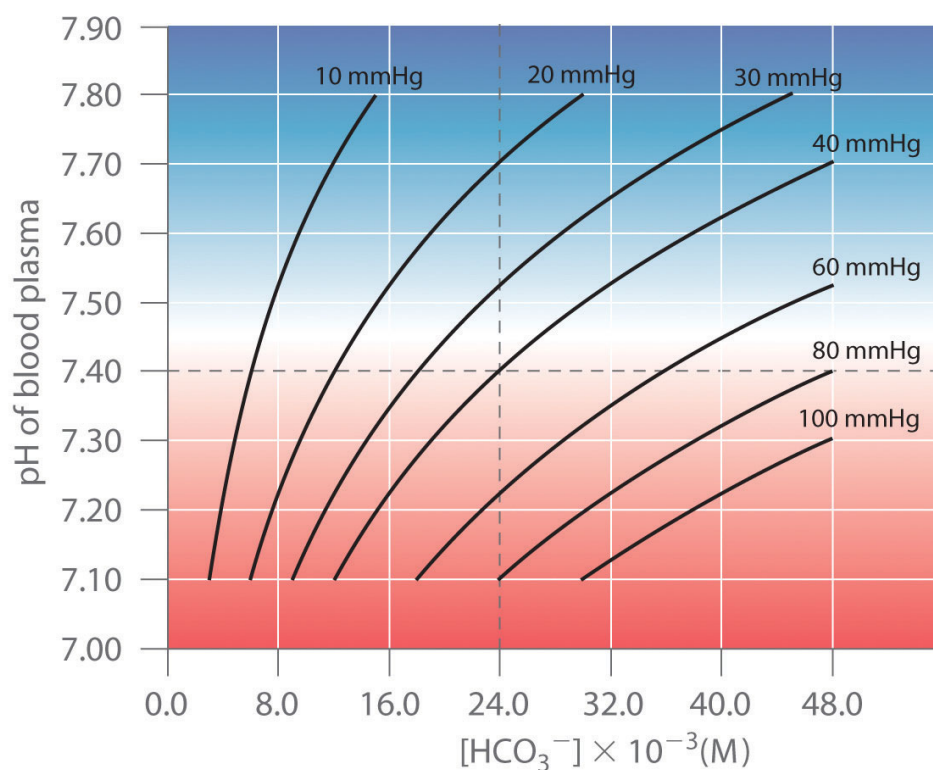
where  $P_{\text{CO}_2}$  is in mmHg. Taking the negative logarithm of both sides and rearranging,

Equation 16.68

$$\text{pH} = 6.10 + \log \left( \frac{[\text{HCO}_3^-]}{(3.0 \times 10^{-5} \text{ M/mmHg}) (P_{\text{CO}_2})} \right)$$

Thus the pH of the solution depends on both the  $\text{CO}_2$  pressure over the solution and  $[\text{HCO}_3^-]$ . **Figure 16.29 "Buffering in Blood: pH versus  $[\text{HCO}_3^-]$ "** plots the relationship between pH and  $[\text{HCO}_3^-]$  under physiological conditions for several different values of  $P_{\text{CO}_2}$ , with normal pH and  $[\text{HCO}_3^-]$  values indicated by the dashed lines.

Figure 16.29 Buffering in Blood: pH versus  $[\text{HCO}_3^-]$  Curves for Buffers with Different Values of  $P_{\text{CO}_2}$



Only those combinations of pH and  $[\text{HCO}_3^-]$  that lie on a given line are allowed for the particular value of  $P_{\text{CO}_2}$  indicated. Normal values of blood plasma pH and  $[\text{HCO}_3^-]$  are indicated by dashed lines.

---

According to [Equation 16.65](#), adding a strong acid to the  $\text{CO}_2/\text{HCO}_3^-$  system causes  $[\text{HCO}_3^-]$  to decrease as  $\text{HCO}_3^-$  is converted to  $\text{CO}_2$ . Excess  $\text{CO}_2$  is released in the lungs and exhaled into the atmosphere, however, so there is essentially no change in  $P_{\text{CO}_2}$ . Because the change in  $[\text{HCO}_3^-]/P_{\text{CO}_2}$  is small, [Equation 16.68](#) predicts that the change in pH will also be rather small. Conversely, if a strong base is added, the  $\text{OH}^-$  reacts with  $\text{CO}_2$  to form  $[\text{HCO}_3^-]$ , but  $\text{CO}_2$  is replenished by the body, again limiting the change in both  $[\text{HCO}_3^-]/P_{\text{CO}_2}$  and pH. The  $\text{CO}_2/\text{HCO}_3^-$  buffer system is an example of an *open* system, in which the total concentration of the components of the buffer change to keep the pH at a nearly constant value.

If a passenger steps out of an airplane in Denver, Colorado, for example, the lower  $P_{\text{CO}_2}$  at higher elevations (typically 31 mmHg at an elevation of 2000 m versus 40 mmHg at sea level) causes a shift to a new pH and  $[\text{HCO}_3^-]$ . The increase in pH and decrease in  $[\text{HCO}_3^-]$  in response to the decrease in  $P_{\text{CO}_2}$  are responsible for the general malaise that many people experience at high altitudes. If their blood pH does not adjust rapidly, the condition can develop into the life-threatening phenomenon known as altitude sickness.

## Summary

**Buffers** are solutions that resist a change in pH after adding an acid or a base. Buffers contain a weak acid (HA) and its conjugate weak base ( $A^-$ ). Adding a strong electrolyte that contains one ion in common with a reaction system that is at equilibrium shifts the equilibrium in such a way as to reduce the concentration of the common ion. The shift in equilibrium is called the **common ion effect**. Buffers are characterized by their pH range and buffer capacity. The useful pH range of a buffer depends strongly on the chemical properties of the conjugate weak acid–base pair used to prepare the buffer (the  $K_a$  or  $K_b$ ), whereas its **buffer capacity** depends solely on the concentrations of the species in the solution. The pH of a buffer can be calculated using the **Henderson-Hasselbalch equation**, which is valid for solutions whose concentrations are at least 100 times greater than their  $K_a$  values. Because no single buffer system can effectively maintain a constant pH value over the physiological range of approximately 5 to 7.4, biochemical systems use a set of buffers with overlapping ranges. The most important of these is the  $CO_2/HCO_3^-$  system, which dominates the buffering action of blood plasma.

## KEY EQUATIONS

### Henderson-Hasselbalch equation

$$\text{Equation 16.61: } \text{pH} = \text{p}K_a + \log \left( \frac{[A^-]}{[HA]} \right)$$

$$\text{Equation 16.62: } \text{pH} = \text{p}K_a + \log \left( \frac{[\text{base}]}{[\text{acid}]} \right)$$

## KEY TAKEAWAY

- The common ion effect allows solutions to act as buffers, whose pH can be calculated using the Henderson-Hasselbalch equation.



## CONCEPTUAL PROBLEMS

1. Explain why buffers are crucial for the proper functioning of biological systems.
2. What is the role of a buffer in chemistry and biology? Is it correct to say that buffers prevent a change in  $[\text{H}_3\text{O}^+]$ ? Explain your reasoning.
3. Explain why the most effective buffers are those that contain approximately equal amounts of the weak acid and its conjugate base.
4. Which region of the titration curve of a weak acid or a weak base corresponds to the region of the smallest change in pH per amount of added strong acid or strong base?
5. If you were given a solution of sodium acetate, describe two ways you could convert the solution to a buffer.
6. Why are buffers usually used only within approximately one pH unit of the  $\text{p}K_a$  or  $\text{p}K_b$  of the parent weak acid or base?
7. The titration curve for a monoprotic acid can be divided into four regions: the starting point, the region around the midpoint of the titration, the equivalence point, and the region after the equivalence point. For which region would you use each approach to describe the behavior of the solution?
  - a. a buffer
  - b. a solution of a salt of a weak base
  - c. a solution of a weak acid
  - d. diluting a strong base
8. Which of the following will produce a buffer solution? Explain your reasoning in each case.
  - a. mixing 100 mL of 0.1 M HCl and 100 mL of 0.1 M sodium fluoride
  - b. mixing 50 mL of 0.1 M HCl and 100 mL of 0.1 M sodium fluoride
  - c. mixing 100 mL of 0.1 M hydrofluoric acid and 100 mL of 0.1 M HCl
  - d. mixing 100 mL of 0.1 M hydrofluoric acid and 50 mL of 0.1 M NaOH
  - e. mixing 100 mL of 0.1 M sodium fluoride and 50 mL of 0.1 M NaOH.
9. Which of the following will produce a buffer solution? Explain your reasoning in each case.
  - a. mixing 100 mL of 0.1 M HCl and 100 mL of 0.1 M sodium acetate
  - b. mixing 50 mL of 0.1 M HCl and 100 mL of 0.1 M sodium acetate
  - c. mixing 100 mL of 0.1 M acetic acid and 100 mL of 0.1 M NaOH

- d. mixing 100 mL of 0.1 M acetic acid and 50 mL of 0.1 M NaOH
  - e. mixing 100 mL of 0.1 M sodium acetate and 50 mL of 0.1 M acetic acid
10. Use the definition of  $K_b$  for a weak base to derive the following expression, which is analogous to the Henderson-Hasselbalch equation but for a weak base (B) rather than a weak acid (HA):

$$\text{pOH} = \text{p}K_b - \log \left( \frac{[\text{base}]}{[\text{acid}]} \right)$$

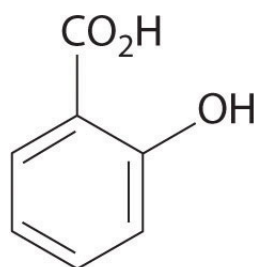
11. Why do biological systems use overlapping buffer systems to maintain a constant pH?
12. The  $\text{CO}_2/\text{HCO}_3^-$  buffer system of blood has an effective  $\text{p}K_a$  of approximately 6.1, yet the normal pH of blood is 7.4. Why is  $\text{CO}_2/\text{HCO}_3^-$  an effective buffer when the  $\text{p}K_a$  is more than 1 unit below the pH of blood? What happens to the pH of blood when the  $\text{CO}_2$  pressure increases? when the  $\text{O}_2$  pressure increases?
13. Carbon dioxide produced during respiration is converted to carbonic acid ( $\text{H}_2\text{CO}_3$ ). The  $\text{p}K_{a1}$  of carbonic acid is 6.35, and its  $\text{p}K_{a2}$  is 10.33. Write the equations corresponding to each  $\text{p}K$  value and predict the equilibrium position for each reaction.

### ANSWER

- 9.
- a. Not a buffer; the HCl completely neutralizes the sodium acetate to give acetic acid and  $\text{NaCl}(\text{aq})$ .
  - b. Buffer; the HCl neutralizes only half of the sodium acetate to give a solution containing equal amounts of acetic acid and sodium acetate.
  - c. Not a buffer; the NaOH completely neutralizes the acetic acid to give sodium acetate.
  - d. Buffer; the NaOH neutralizes only half of the acetic acid to give a solution containing equal amounts of acetic acid and sodium acetate.
  - e. Buffer; the solution will contain a 2:1 ratio of sodium acetate and acetic acid.

## NUMERICAL PROBLEMS

- Benzenesulfonic acid ( $pK_a = 0.70$ ) is synthesized by treating benzene with concentrated sulfuric acid. Calculate the following:
  - the pH of a 0.286 M solution of benzenesulfonic acid
  - the pH after adding enough sodium benzenesulfonate to give a final benzenesulfonate concentration of 0.100 M
- Phenol has a  $pK_a$  of 9.99. Calculate the following:
  - the pH of a 0.195 M solution
  - the percent increase in the concentration of phenol after adding enough solid sodium phenoxide (the sodium salt of the conjugate base) to give a total phenoxide concentration of 0.100 M
- Salicylic acid is used in the synthesis of acetylsalicylic acid, or aspirin. One gram dissolves in 460 mL of water to create a saturated solution with a pH of 2.40.
  - What is the  $K_a$  of salicylic acid?
  - What is the final pH of a saturated solution that is also 0.238 M in sodium salicylate?
  - What is the final pH if 10.00 mL of 0.100 M HCl are added to 150.0 mL of the buffered solution?
  - What is the final pH if 10.00 mL of 0.100 M NaOH are added to 150.0 mL of the buffered solution?



salicylic acid

- An intermediate used in the synthesis of perfumes is valeric acid, also called pentanoic acid. The  $pK_a$  of pentanoic acid is 4.84 at 25°C.
  - What is the pH of a 0.259 M solution of pentanoic acid?
  - Sodium pentanoate is added to make a buffered solution. What is the pH of the solution if it is 0.210 M in sodium pentanoate?
  - What is the final pH if 8.00 mL of 0.100 M HCl are added to 75.0 mL of the buffered solution?

d. What is the final pH if 8.00 mL of 0.100 M NaOH are added to 75.0 mL of the buffered solution?

**ANSWER**

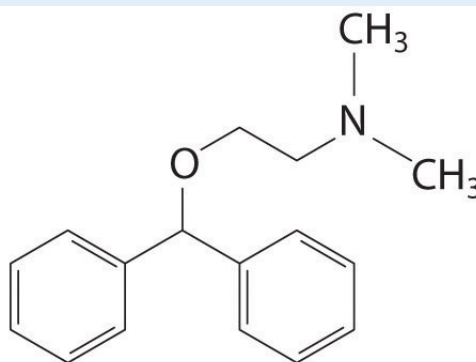
3.    a.  $1.35 \times 10^{-3}$   
      b. 4.03  
      c. 3.88  
      d. 4.30

## 16.7 End-of-Chapter Material

## APPLICATION PROBLEMS

Problems marked with a ♦ involve multiple concepts.

- The analytical concentration of lactic acid in blood is generally less than  $1.2 \times 10^{-3}$  M, corresponding to the sum of [lactate] and [lactic acid]. During strenuous exercise, however, oxygen in the muscle tissue is depleted, and overproduction of lactic acid occurs. This leads to a condition known as lactic acidosis, which is characterized by elevated blood lactic acid levels (approximately  $5.0 \times 10^{-3}$  M). The  $pK_a$  of lactic acid is 3.86.
  - What is the actual lactic acid concentration under normal physiological conditions?
  - What is the actual lactic acid concentration during lactic acidosis?
- When the internal temperature of a human reaches 105°F, immediate steps must be taken to prevent the person from having convulsions. At this temperature,  $K_w$  is approximately  $2.94 \times 10^{-14}$ .
  - Calculate the  $pK_w$  and the pH and pOH of a neutral solution at 105°F.
  - Is the pH greater than or less than that calculated in Exercise 1 for a neutral solution at a normal body temperature of 98.6°F?
- ♦ The compound diphenhydramine (DPH) is the active ingredient in a number of over-the-counter antihistamine medications used to treat the runny nose and watery eyes associated with hay fever and other allergies. DPH is a derivative of trimethylamine (one methyl group is replaced by a more complex organic “arm” containing two phenyl rings):

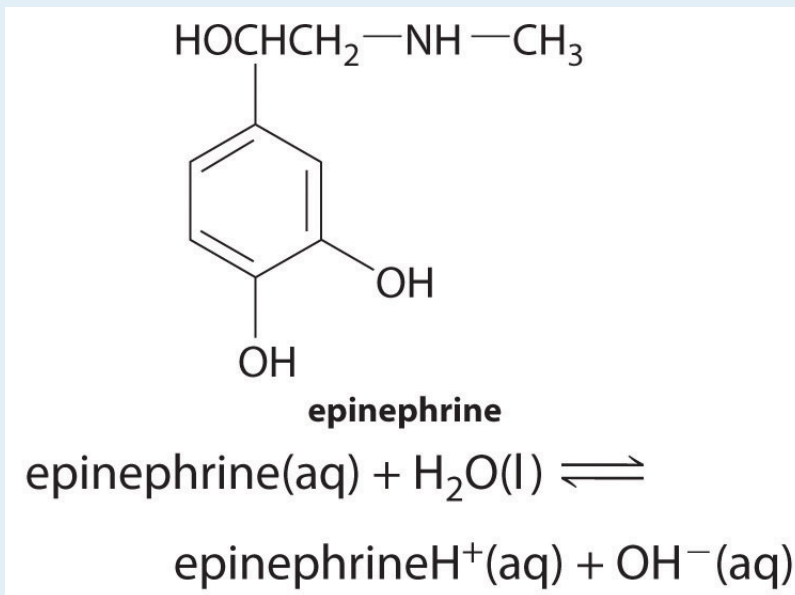


**diphenhydramine**

The compound is sold as the water-soluble hydrochloride salt ( $\text{DPH}^+\text{Cl}^-$ ). A tablet of diphenhydramine hydrochloride contains 25.0 mg of the active ingredient. Calculate the pH of the solution if two tablets are dissolved in 100

mL of water. The  $pK_b$  of diphenhydramine is 5.47, and the formula mass of diphenhydramine hydrochloride is 291.81 amu.

4. ♦ Epinephrine, a secondary amine, is used to counter allergic reactions as well as to bring patients out of anesthesia and cardiac arrest. The  $pK_b$  of epinephrine is 4.31. What is the percent ionization in a 0.280 M solution? What is the percent ionization after enough solid epinephrine hydrochloride is added to make the final epinephrine $H^+$  concentration 0.982 M? What is the final pH of the solution?



5. ♦ Fluoroacetic acid is a poison that has been used by ranchers in the western United States. The ranchers place the poison in the carcasses of dead animals to kill coyotes that feed on them; unfortunately, however, eagles and hawks are also killed in the process. How many milliliters of 0.0953 M  $\text{Ca(OH)}_2$  are needed to completely neutralize 50.0 mL of 0.262 M fluoroacetic acid solution ( $pK_a = 2.59$ )? What is the initial pH of the solution? What is the pH of the solution at the equivalence point?
6. Accidental ingestion of aspirin (acetylsalicylic acid) is probably the most common cause of childhood poisoning. Initially, salicylates stimulate the portion of the brain that controls breathing, resulting in hyperventilation (excessively intense breathing that lowers the  $P_{\text{CO}_2}$  in the lungs). Subsequently, a potentially serious rebound effect occurs, as the salicylates are converted to a weak acid, salicylic acid, in the body. Starting with the normal values of  $P_{\text{CO}_2} = 40$  mmHg,  $\text{pH} = 7.40$ , and  $[\text{HCO}_3^-] = 24$  nM, show what happens during the initial phase of respiratory stimulation and the subsequent phase of acid production. Why is the rebound effect dangerous?

7. Emphysema is a disease that reduces the efficiency of breathing. As a result, less  $\text{CO}_2$  is exchanged with the atmosphere. What effect will this have on blood pH,  $P_{\text{CO}_2}$ , and  $[\text{HCO}_3^-]$ ?

**ANSWER**

5. 68.7 mL; 1.60; 7.85