



This is “Covalent Bonding and Simple Molecular Compounds”, chapter 4 from the book [Introduction to Chemistry: General, Organic, and Biological \(index.html\)](#) (v. 1.0).

This book is licensed under a [Creative Commons by-nc-sa 3.0](http://creativecommons.org/licenses/by-nc-sa/3.0/) license. See the license for more details, but that basically means you can share this book as long as you credit the author (but see below), don't make money from it, and do make it available to everyone else under the same terms.

This content was accessible as of December 29, 2012, and it was downloaded then by [Andy Schmitz](#) (<http://lardbucket.org>) in an effort to preserve the availability of this book.

Normally, the author and publisher would be credited here. However, the publisher has asked for the customary Creative Commons attribution to the original publisher, authors, title, and book URI to be removed. Additionally, per the publisher's request, their name has been removed in some passages. More information is available on this project's [attribution page](http://2012books.lardbucket.org/attribution.html?utm_source=header).

For more information on the source of this book, or why it is available for free, please see [the project's home page](#) (<http://2012books.lardbucket.org/>). You can browse or download additional books there.

Chapter 4

Covalent Bonding and Simple Molecular Compounds

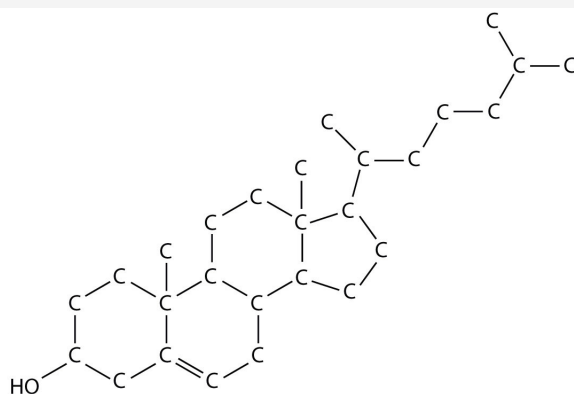
Opening Essay

Cholesterol ($C_{27}H_{46}O$), a compound that is sometimes in the news, is a white, waxy solid produced in the liver of every animal, including humans. It is important for building cell membranes and in producing certain hormones (chemicals that regulate cellular activity in the body). As such, it is necessary for life, but why is cholesterol the object of attention?

Besides producing cholesterol, we also ingest some whenever we eat meat or other animal-based food products. People who eat such products in large quantities, or whose metabolisms are unable to handle excess amounts, may experience an unhealthy buildup of cholesterol in their blood. Deposits of cholesterol, called plaque, may form on blood vessel walls, eventually blocking the arteries and preventing the delivery of oxygen to body tissues. Heart attacks, strokes, and other circulatory problems can result.

Most medical professionals recommend diets that minimize the amount of ingested cholesterol as a way of preventing heart attacks and strokes. Tests are available to measure cholesterol in the blood, and there are several drugs capable of lowering cholesterol levels.

Figure 4.1
A Molecular Model of Cholesterol



Chapter 3 "Ionic Bonding and Simple Ionic Compounds" discussed ionic bonding, which results from the transfer of electrons among atoms or groups of atoms. In this chapter, we will consider another type of bonding—covalent bonding. We will examine how atoms share electrons to form these bonds, and we will begin to explore how the resulting compounds, such as cholesterol, are different from ionic compounds.

4.1 Covalent Bonds

LEARNING OBJECTIVE

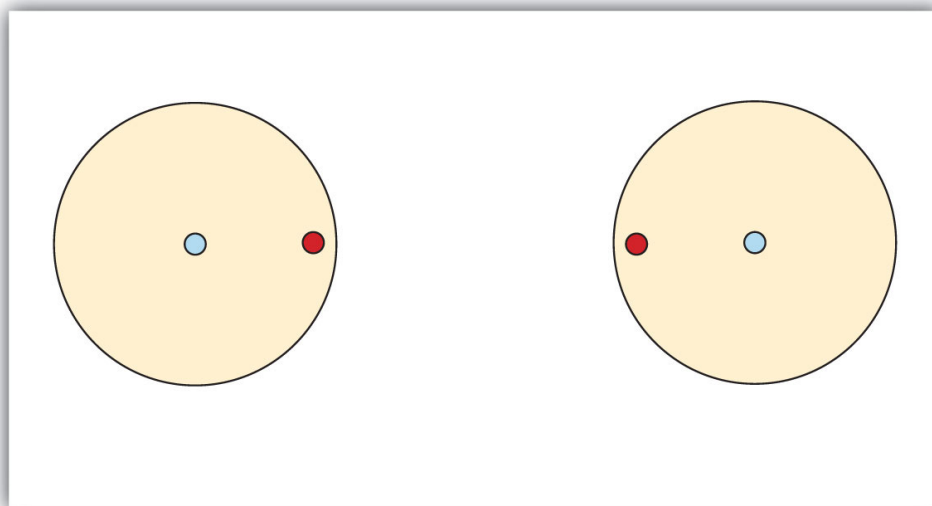
1. Describe how a covalent bond forms.

You have already seen examples of substances that contain covalent bonds. One substance mentioned in [Chapter 3 "Ionic Bonding and Simple Ionic Compounds"](#) was water (H_2O). You can tell from its formula that it is not an ionic compound; it is not composed of a metal and a nonmetal. Consequently, its properties are different from those of ionic compounds.

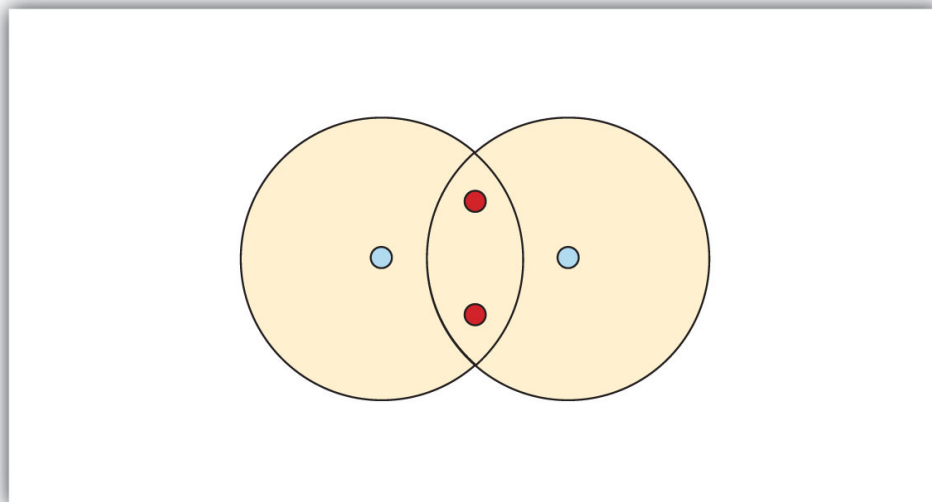
Electron Sharing

[Chapter 3 "Ionic Bonding and Simple Ionic Compounds"](#) described how electrons can be transferred from one atom to another so that both atoms have an energy-stable outer electron shell. Because most filled electron shells have eight electrons in them, chemists called this tendency the octet rule. But there is another way an atom can achieve a full valence shell: atoms can *share* electrons.

This concept can be illustrated by using two hydrogen atoms, each of which has a single electron in its valence shell. (For small atoms such as hydrogen atoms, the valence shell will be the first shell, which holds only two electrons.) We can represent the two individual hydrogen atoms as follows:



In contrast, when two hydrogen atoms get close enough together to share their electrons, they can be represented as follows:



By sharing their valence electrons, both hydrogen atoms now have two electrons in their respective valence shells. Because each valence shell is now filled, this arrangement is more stable than when the two atoms are separate. The sharing of electrons between atoms is called a **covalent bond**¹, and the two electrons that join atoms in a covalent bond are called a **bonding pair of electrons**². A discrete group of atoms connected by covalent bonds is called a **molecule**³—the smallest part of a compound that retains the chemical identity of that compound.

Chemists frequently use Lewis diagrams to represent covalent bonding in molecular substances. For example, the Lewis diagrams of two separate hydrogen atoms are as follows:



The Lewis diagram of two hydrogen atoms sharing electrons looks like this:



1. The sharing of electrons between two atoms.
2. The two electrons that join atoms in a covalent bond.
3. A discrete group of atoms connected by covalent bonds.

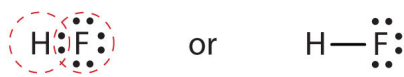
This depiction of molecules is simplified further by using a dash to represent a covalent bond. The hydrogen molecule is then represented as follows:

Covalent Bonds between Different Atoms

Now that we have looked at electron sharing between atoms of the same element, let us look at covalent bond formation between atoms of different elements. Consider a molecule composed of one hydrogen atom and one fluorine atom:



Each atom needs one additional electron to complete its valence shell. By each contributing one electron, they make the following molecule:



In this molecule, the hydrogen atom does not have nonbonding electrons, while the fluorine atom has six nonbonding electrons (three lone electron pairs). The circles show how the valence electron shells are filled for both atoms.

EXAMPLE 1

Draw the Lewis diagram for each compound.

1. a molecule composed of two chlorine atoms
2. a molecule composed of a hydrogen atom and a bromine atom

Solution

1. Chlorine has the same valence shell electron configuration as fluorine, so the Lewis diagram for a molecule composed of two chlorine atoms is similar to the one for fluorine:



2. Bromine has the same valence shell electron configuration as fluorine, so the Lewis diagram for a molecule composed of a hydrogen atom and a bromine atom is similar to that for hydrogen and fluorine:



SKILL-BUILDING EXERCISE

Draw the Lewis diagram for each compound.

1. a molecule composed of one chlorine atom and one fluorine atom
2. a molecule composed of one hydrogen atom and one iodine atom

Larger molecules are constructed in a similar fashion, with some atoms participating in more than one covalent bond. For example, water, with two hydrogen atoms and one oxygen atom, and methane (CH_4), with one carbon atom and four hydrogen atoms, can be represented as follows:



Atoms typically form a characteristic number of covalent bonds in compounds. **Figure 4.2 "How Many Covalent Bonds Are Formed?"** shows the number of covalent bonds various atoms typically form.

Figure 4.2 How Many Covalent Bonds Are Formed?

1																					
													4	3	2	1					
													4	3, 5	2, 6	1					
															2	1					

In molecules, there is a pattern to the number of covalent bonds that different atoms can form. Each block with a number indicates the number of covalent bonds formed by that atom in neutral compounds.

CONCEPT REVIEW EXERCISES

- How is a covalent bond formed between two atoms?
- How does covalent bonding allow atoms in group 6A to satisfy the octet rule?

ANSWERS

- Covalent bonds are formed by two atoms sharing electrons.
- The atoms in group 6A make two covalent bonds.

KEY TAKEAWAY

- A covalent bond is formed between two atoms by sharing electrons.

EXERCISES

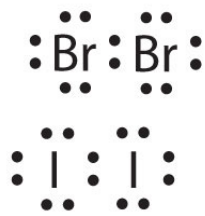
1. Define *covalent bond*.
2. What is electron sharing?
3. Draw the Lewis diagram for the covalent bond in the Br_2 molecule.
4. Draw the Lewis diagram for the covalent bond in the I_2 molecule.
5. Draw the Lewis diagram for the covalent bond in the HCl molecule.
6. Draw the Lewis diagram for the covalent bond in the HI molecule.
7. What is the difference between a molecule and a formula unit?
8. Why do hydrogen atoms not follow the octet rule when they form covalent bonds?
9. Draw the Lewis diagram for the covalent bonding in H_2S . How many bonding electrons and nonbonding electrons are in the molecule?
10. Draw the Lewis diagram for the covalent bonding in NI_3 . How many bonding electrons and nonbonding electrons are in the molecule?
11. Draw the Lewis diagram for the covalent bonding in CF_4 . How many bonding electrons and nonbonding electrons are in the molecule?
12. Draw the Lewis diagram for the covalent bonding in PCl_3 . How many bonding electrons and nonbonding electrons are in the molecule?
13. How many covalent bonds does a hydrogen atom typically form? Why?
14. How many covalent bonds does an oxygen atom typically form? Why?
15. Tellurium atoms make covalent bonds. How many covalent bonds would a tellurium atom make? Predict the formula of a compound between tellurium and hydrogen.
16. Tin atoms make covalent bonds. How many covalent bonds would a tin atom make? Predict the formula of a compound between tin and hydrogen.
17. Astatine is a synthetic element, made one atom at a time in huge “atom-smasher” machines. It is in the halogen group on the periodic table. How many covalent bonds would an atom of this element form?
18. There have been reports that atoms of element 116 were made by smashing smaller atoms together. Using the periodic table, determine what column

element 116 would be in and suggest how many covalent bonds an atom of this element would form.

ANSWERS

1. A covalent bond is formed when two atoms share electrons.

3.




5.

7. A molecule is a discrete combination of atoms; a formula unit is the lowest ratio of ions in a crystal.



9. bonding electrons: 4; nonbonding electrons: 4



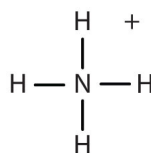
11. bonding electrons: 8; nonbonding electrons: 24
13. Hydrogen atoms form only one covalent bond because they have only one valence electron to pair.
15. two; H_2Te
17. one

4.2 Covalent Compounds: Formulas and Names

LEARNING OBJECTIVES

1. Determine the chemical formula of a simple covalent compound from its name.
2. Determine the name of a simple covalent compound from its chemical formula.

What elements make covalent bonds? Covalent bonds form when two or more nonmetals combine. For example, both hydrogen and oxygen are nonmetals, and when they combine to make water, they do so by forming covalent bonds. Nonmetal atoms in polyatomic ions are joined by covalent bonds, but the ion as a whole participates in ionic bonding. For example, ammonium chloride has ionic bonds between a polyatomic ion, NH_4^+ , and Cl^- ions, but within the ammonium ion, the nitrogen and hydrogen atoms are connected by covalent bonds:



EXAMPLE 2

Is each compound formed from ionic bonds, covalent bonds, or both?

1. Na_2O
2. Na_3PO_4
3. N_2O_4

Solution

1. The elements in Na_2O are a metal and a nonmetal, which form ionic bonds.
2. Because sodium is a metal and we recognize the formula for the phosphate ion (see [Table 3.1 "Some Polyatomic Ions"](#)), we know that this compound is ionic. However, polyatomic ions are held together by covalent bonds, so this compound contains both ionic and covalent bonds.
3. The elements in N_2O_4 are both nonmetals, rather than a metal and a nonmetal. Therefore, the atoms form covalent bonds.

SKILL-BUILDING EXERCISE

Is each compound are formed from ionic bonds, covalent bonds, or both?

1. $\text{Ba}(\text{OH})_2$
2. F_2
3. PCl_3

The chemical formulas for covalent compounds are referred to as **molecular formulas**⁷ because these compounds exist as separate, discrete molecules. Typically, a molecular formula begins with the nonmetal that is closest to the lower left corner of the periodic table, except that hydrogen is almost never written first (H_2O is the prominent exception). Then the other nonmetal symbols are listed. Numerical subscripts are used if there is more than one of a particular atom. For example, we have already seen CH_4 , the molecular formula for methane.

7. A chemical formula for a covalent compound.

Naming *binary* (two-element) covalent compounds is similar to naming simple ionic compounds. The first element in the formula is simply listed using the name of the element. The second element is named by taking the stem of the element name and adding the suffix *-ide*. A system of numerical prefixes is used to specify the number of atoms in a molecule. Table 4.1 "Numerical Prefixes for Naming Binary Covalent Compounds" lists these numerical prefixes. Normally, no prefix is added to the first element's name if there is only one atom of the first element in a molecule. If the second element is oxygen, the trailing vowel is usually omitted from the end of a polysyllabic prefix but not a monosyllabic one (that is, we would say "monoxide" rather than "monooxide" and "trioxide" rather than "troxide").

Table 4.1 Numerical Prefixes for Naming Binary Covalent Compounds

Number of Atoms in Compound	Prefix on the Name of the Element
1	mono-*
2	di-
3	tri-
4	tetra-
5	penta-
6	hexa-
7	hepta-
8	octa-
9	nona-
10	deca-
*This prefix is not used for the first element's name.	

Let us practice by naming the compound whose molecular formula is CCl_4 . The name begins with the name of the first element—carbon. The second element, *chlorine*, becomes *chloride*, and we attach the correct numerical prefix ("tetra-") to indicate that the molecule contains four chlorine atoms. Putting these pieces together gives the name *carbon tetrachloride* for this compound.

EXAMPLE 3

Write the molecular formula for each compound.

1. chlorine trifluoride
2. phosphorus pentachloride
3. sulfur dioxide
4. dinitrogen pentoxide

Solution

If there is no numerical prefix on the first element's name, we can assume that there is only one atom of that element in a molecule.

1. ClF_3
2. PCl_5
3. SO_2
4. N_2O_5 (The *di-* prefix on nitrogen indicates that two nitrogen atoms are present.)

SKILL-BUILDING EXERCISE

Write the molecular formula for each compound.

1. nitrogen dioxide
2. dioxygen difluoride
3. sulfur hexafluoride
4. selenium monoxide

Note

Because it is so unreactive, sulfur hexafluoride is used as a spark suppressant in electrical devices such as transformers.

EXAMPLE 4

Write the name for each compound.

1. BrF_5
2. S_2F_2
3. CO

Solution

1. bromine pentafluoride
2. disulfur difluoride
3. carbon monoxide

SKILL-BUILDING EXERCISE

Write the name for each compound.

1. CF_4
2. SeCl_2
3. SO_3

For some simple covalent compounds, we use common names rather than systematic names. We have already encountered these compounds, but we list them here explicitly:

- H_2O : water
- NH_3 : ammonia
- CH_4 : methane

Methane is the simplest **organic compound**⁸. Organic compounds are compounds with carbon atoms and are named by a separate nomenclature system that we will introduce in [Section 4.6 "Introduction to Organic Chemistry"](#).

8. A compound containing carbon atoms.

CONCEPT REVIEW EXERCISES

1. How do you recognize a covalent compound?
2. What are the rules for writing the molecular formula of a simple covalent compound?
3. What are the rules for naming a simple covalent compound?

ANSWERS

1. A covalent compound is usually composed of two or more nonmetal elements.
2. It is just like an ionic compound except that the element further down and to the left on the periodic table is listed first and is named with the element name.
3. Name the first element first and then the second element by using the stem of the element name plus the suffix *-ide*. Use numerical prefixes if there is more than one atom of the first element; always use numerical prefixes for the number of atoms of the second element.

KEY TAKEAWAYS

- The chemical formula of a simple covalent compound can be determined from its name.
- The name of a simple covalent compound can be determined from its chemical formula.

EXERCISES

1. Identify whether each compound has covalent bonds.
 - a. NaI
 - b. Na_2CO_3
 - c. N_2O
 - d. SiO_2
2. Identify whether each compound has covalent bonds.
 - a. C_2H_6
 - b. $\text{C}_6\text{H}_5\text{Cl}$
 - c. $\text{KC}_2\text{H}_3\text{O}_2$
 - d. $\text{Ca}(\text{OH})_2$
3. Identify whether each compound has ionic bonds, covalent bonds, or both.
 - a. Na_3PO_4
 - b. K_2O
 - c. COCl_2
 - d. CoCl_2
4. Identify whether each compound has ionic bonds, covalent bonds, or both.
 - a. FeCl_3
 - b. $\text{Fe}(\text{NO}_3)_3$
 - c. $(\text{NH}_2)_2\text{CO}$
 - d. SO_3
5. Which is the correct molecular formula— H_4Si or SiH_4 ? Explain.
6. Which is the correct molecular formula— SF_6 or F_6S ? Explain.
7. Write the name for each covalent compound.
 - a. SiF_4
 - b. NO_2
 - c. CS_2
 - d. P_2O_5
8. Write the name for each covalent compound.
 - a. CO
 - b. S_2O_3

- c. BF_3
 - d. GeS_2
9. Write the formula for each covalent compound.
- a. iodine trichloride
 - b. disulfur dibromide
 - c. arsenic trioxide
 - d. xenon hexafluoride
10. Write the formula for each covalent compound.
- a. boron trichloride
 - b. carbon dioxide
 - c. tetraphosphorus decoxide
 - d. germanium dichloride
11. Write two covalent compounds that have common rather than systematic names.
12. What is the name of the simplest organic compound? What would its name be if it followed the nomenclature for binary covalent compounds?

ANSWERS

1.
 - a. no
 - b. yes
 - c. yes
 - d. yes

3.
 - a. both
 - b. ionic
 - c. covalent
 - d. ionic

5. SiH_4 ; except for water, hydrogen is almost never listed first in a covalent compound.

7.
 - a. silicon tetrafluoride
 - b. nitrogen dioxide
 - c. carbon disulfide
 - d. diphosphorus pentoxide

9.
 - a. ICl_3
 - b. S_2Br_2
 - c. AsO_3
 - d. XeF_6

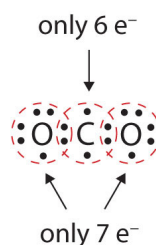
11. H_2O and NH_3 (water and ammonia) (answers will vary)

4.3 Multiple Covalent Bonds

LEARNING OBJECTIVE

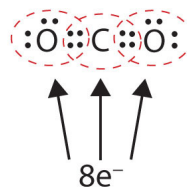
1. Recognize molecules that are likely to have multiple covalent bonds.

In many molecules, the octet rule would not be satisfied if each pair of bonded atoms shares two electrons. Consider carbon dioxide (CO_2). If each oxygen atom shares one electron with the carbon atom, we get the following:



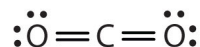
This does not give the carbon atom a complete octet; you will find only six electrons in its valence shell. In addition, each oxygen atom has only seven electrons in its valence shell. Finally, no atom makes the number of bonds it typically forms ([Figure 4.2 "How Many Covalent Bonds Are Formed?"](#)). This arrangement of shared electrons is far from satisfactory.

Sometimes more than one pair of electrons must be shared between two atoms for both atoms to have an octet. In carbon dioxide, a second electron from each oxygen atom is also shared with the central carbon atom, and the carbon atom shares one more electron with each oxygen atom:



In this arrangement, the carbon atom shares four electrons (two pairs) with the oxygen atom on the left and four electrons with the oxygen atom on the right.

There are now eight electrons around each atom. Two pairs of electrons shared between two atoms make a **double bond**⁹ between the atoms, which is represented by a double dash:



Some molecules contain **triple bonds**¹⁰, covalent bonds in which *three* pairs of electrons are shared by two atoms. A simple compound that has a triple bond is acetylene (C_2H_2), whose Lewis diagram is as follows:



EXAMPLE 5

Draw the Lewis diagram for each molecule.


1. N_2
2. CH_2O (The carbon atom is the central atom.)

Solution

1. The bond between the two nitrogen atoms is a triple bond. The Lewis diagram for N_2 is as follows:



2. In CH_2O , the central atom is surrounded by two different types of atoms. The Lewis diagram that fills each atom's valence electron shell is as follows:



9. Two pairs of electrons being shared by two atoms in a molecule.

10. Three pairs of electrons being shared by two atoms in a molecule.

Note

One application of CH_2O , also called formaldehyde, is the preservation of biological specimens. Aqueous solutions of CH_2O are called formalin and have a sharp, characteristic (pungent) odor.

SKILL-BUILDING EXERCISE

Draw the Lewis diagram for each molecule.

1. O_2
2. C_2H_4

CONCEPT REVIEW EXERCISE

1. What is one clue that a molecule has a multiple bond?

ANSWER

1. If single bonds between all atoms do not give all atoms (except hydrogen) an octet, multiple covalent bonds may be present.

KEY TAKEAWAY

- Some molecules must have multiple covalent bonds between atoms to satisfy the octet rule.

EXERCISES

- Each molecule contains multiple bonds. Draw the Lewis diagram for each. The first element is the central atom.
 - CS_2
 - C_2F_4
 - COCl_2
- Each molecule contains double bonds. Draw the Lewis diagram for each. Assume that the first element is the central atom, unless otherwise noted.
 - N_2
 - HCN (The carbon atom is the central atom.)
 - POCl (The phosphorus atom is the central atom.)
- Explain why hydrogen atoms do not form double bonds.
- Why is it incorrect to draw a double bond in the Lewis diagram for MgO ?

ANSWERS

- $$\begin{array}{c} \cdot\cdot \\ \cdot\cdot \\ \text{:S} = \text{C} = \text{S:} \\ \cdot\cdot \\ \cdot\cdot \end{array}$$
 - $$\begin{array}{c} \cdot\cdot \\ \cdot\cdot \\ \text{:F:C} = \text{C:F:} \\ \cdot\cdot \\ \cdot\cdot \\ \cdot\cdot \\ \cdot\cdot \\ \text{:F:} \quad \text{:F:} \\ \cdot\cdot \\ \cdot\cdot \end{array}$$
 - $$\begin{array}{c} \cdot\cdot \\ \cdot\cdot \\ \text{O} \\ \cdot\cdot \\ \cdot\cdot \\ \text{C} \\ \cdot\cdot \\ \cdot\cdot \\ \text{Cl} \quad \text{Cl} \\ \cdot\cdot \\ \cdot\cdot \end{array}$$
- Hydrogen can accept only one more electron; multiple bonds require more than one electron pair to be shared.

4.4 Characteristics of Covalent Bonds

LEARNING OBJECTIVE

1. Compare covalent bonds in terms of bond length and bond polarity.

Covalent bonds have certain characteristics that depend on the identities of the atoms participating in the bond. Two characteristics are bond length and bond polarity.

Bond Length

In [Section 4.1 "Covalent Bonds"](#), we stated that the covalent bond in the hydrogen molecule (H_2) has a certain length (about 7.4×10^{-11} m). Other covalent bonds also have known bond lengths, which are dependent on both the identities of the atoms in the bond and whether the bonds are single, double, or triple bonds. [Table 4.2 "Approximate Bond Lengths of Some Single Bonds"](#) lists the approximate bond lengths for some single covalent bonds. The exact bond length may vary depending on the identity of the molecule but will be close to the value given in the table.

Table 4.2 Approximate Bond Lengths of Some Single Bonds

Bond	Length ($\times 10^{-12}$ m)
H-H	74
H-C	110
H-N	100
H-O	97
H-I	161
C-C	154
C-N	147
C-O	143
N-N	145
O-O	145

Table 4.3 "Comparison of Bond Lengths for Single and Multiple Bonds" compares the lengths of single covalent bonds with those of double and triple bonds between the same atoms. Without exception, as the number of covalent bonds between two atoms increases, the bond length decreases. With more electrons between the two nuclei, the nuclei can get closer together before the internuclear repulsion is strong enough to balance the attraction.

Table 4.3 Comparison of Bond Lengths for Single and Multiple Bonds

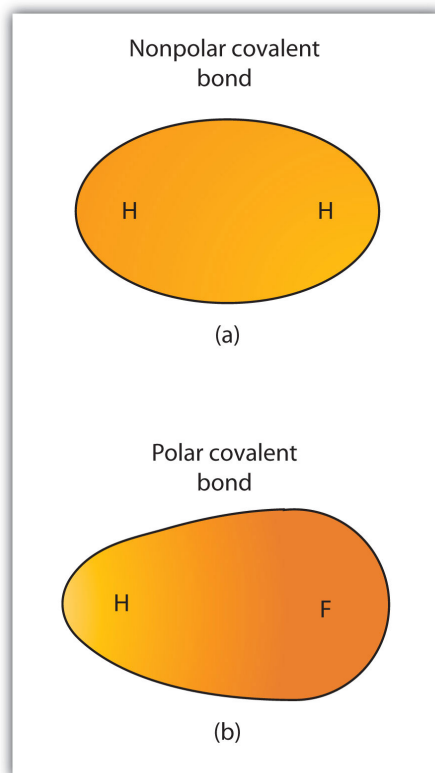
Bond	Length ($\times 10^{-12}$ m)
C-C	154
C=C	134
C \equiv C	120
C-N	147
C=N	128
C \equiv N	116
C-O	143
C=O	120
C \equiv O	113
N-N	145
N=N	123
N \equiv N	110
O-O	145
O=O	121

Electronegativity and Bond Polarity

Although we defined covalent bonding as electron sharing, the electrons in a covalent bond are not always shared equally by the two bonded atoms. Unless the bond connects two atoms of the same element, there will always be one atom that attracts the electrons in the bond more strongly than the other atom does, as shown in **Figure 4.3 "Polar versus Nonpolar Covalent Bonds"**. When such an imbalance occurs, there is a resulting buildup of some negative charge (called a partial negative charge and designated δ^-) on one side of the bond and some positive charge (designated δ^+) on the other side of the bond. A covalent bond that has an unequal sharing of electrons, as in part (b) of **Figure 4.3 "Polar versus**

Nonpolar Covalent Bonds", is called a **polar covalent bond**¹¹. A covalent bond that has an equal sharing of electrons (part (a) of Figure 4.3 "Polar versus Nonpolar Covalent Bonds") is called a **nonpolar covalent bond**¹².

Figure 4.3 Polar versus Nonpolar Covalent Bonds



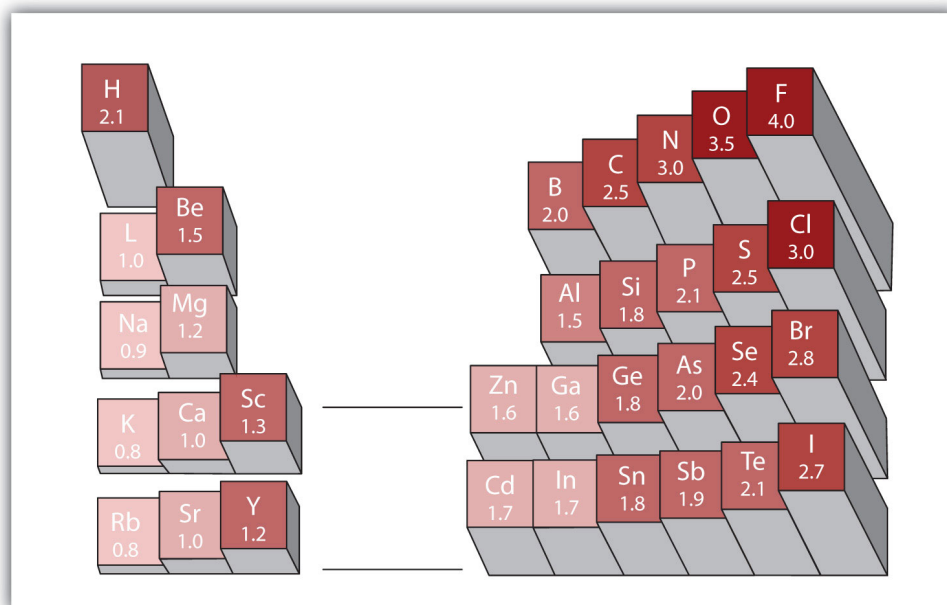
(a) The electrons in the covalent bond are equally shared by both hydrogen atoms. This is a nonpolar covalent bond.
 (b) The fluorine atom attracts the electrons in the bond more than the hydrogen atom does, leading to an imbalance in the electron distribution. This is a polar covalent bond.

11. A covalent bond with an unbalanced electron distribution across the bond.
12. A covalent bond with a balanced electron distribution across the bond.
13. A relative measure of how strongly an atom attracts electrons when it forms a covalent bond.

Any covalent bond between atoms of different elements is a polar bond, but the degree of polarity varies widely. Some bonds between different elements are only minimally polar, while others are strongly polar. Ionic bonds can be considered the ultimate in polarity, with electrons being transferred rather than shared. To judge the relative polarity of a covalent bond, chemists use **electronegativity**¹³, which is a relative measure of how strongly an atom attracts electrons when it forms a covalent bond. There are various numerical scales for rating electronegativity. Figure 4.4 "Electronegativities of Various Elements" shows one of the most popular—the Pauling scale. The polarity of a covalent bond can be judged by determining the difference in the electronegativities of the two atoms making the bond. The greater the difference in electronegativities, the greater the imbalance of

electron sharing in the bond. Although there are no hard and fast rules, the general rule is if the difference in electronegativities is less than about 0.4, the bond is considered nonpolar; if the difference is greater than 0.4, the bond is considered polar. If the difference in electronegativities is large enough (generally greater than about 1.8), the resulting compound is considered ionic rather than covalent. An electronegativity difference of zero, of course, indicates a nonpolar covalent bond.

Figure 4.4 *Electronegativities of Various Elements*




A popular scale for electronegativities has the value for fluorine atoms set at 4.0, the highest value.

Looking Closer: Linus Pauling

Arguably the most influential chemist of the 20th century, Linus Pauling (1901–94) is the only person to have won two individual (that is, unshared) Nobel Prizes. In the 1930s, Pauling used new mathematical theories to enunciate some fundamental principles of the chemical bond. His 1939 book *The Nature of the Chemical Bond* is one of the most significant books ever published in chemistry.

By 1935, Pauling's interest turned to biological molecules, and he was awarded the 1954 Nobel Prize in Chemistry for his work on protein structure. (He was very close to discovering the double helix structure of DNA when James Watson and James Crick announced their own discovery of its structure in 1953.) He was later awarded the 1962 Nobel Peace Prize for his efforts to ban the testing of nuclear weapons.

In his later years, Pauling became convinced that large doses of vitamin C would prevent disease, including the common cold. Most clinical research failed to show a connection, but Pauling continued to take large doses daily. He died in 1994, having spent a lifetime establishing a scientific legacy that few will ever equal.



Linus Pauling was one of the most influential chemists of the 20th century.

EXAMPLE 6

Describe the electronegativity difference between each pair of atoms and the resulting polarity (or bond type).

1. C and H
2. H and H
3. Na and Cl
4. O and H

Solution

1. Carbon has an electronegativity of 2.5, while the value for hydrogen is 2.1. The difference is 0.3, which is rather small. The C–H bond is therefore considered nonpolar.
2. Both hydrogen atoms have the same electronegativity value—2.1. The difference is zero, so the bond is nonpolar.
3. Sodium's electronegativity is 0.9, while chlorine's is 3.0. The difference is 2.1, which is rather high, and so sodium and chlorine form an ionic compound.
4. With 2.1 for hydrogen and 3.5 for oxygen, the electronegativity difference is 1.4. We would expect a very polar bond, but not so polar that the O–H bond is considered ionic.

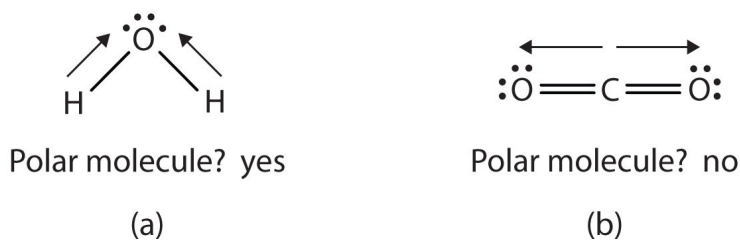
SKILL-BUILDING EXERCISE

Describe the electronegativity difference between each pair of atoms and the resulting polarity (or bond type).

1. C and O
2. K and Br
3. N and N
4. Cs and F

When a molecule's bonds are polar, the molecule as a whole can display an uneven distribution of charge, depending on how the individual bonds are oriented. For example, the orientation of the two O–H bonds in a water molecule ([Figure 4.5 "Physical Properties and Polarity"](#)) is bent: one end of the molecule has a partial positive charge, and the other end has a partial negative charge. In short, the molecule itself is polar. The polarity of water has an enormous impact on its physical and chemical properties. (For example, the boiling point of water [100°C] is high for such a small molecule and is due to the fact that polar molecules attract each other strongly.) In contrast, while the two C=O bonds in carbon dioxide are polar, they lie directly opposite each other and so cancel each other's effects. Thus, carbon dioxide molecules are nonpolar overall. This lack of polarity influences some of carbon dioxide's properties. (For example, carbon dioxide becomes a gas at -77°C, almost 200° lower than the temperature at which water boils.)

Figure 4.5 *Physical Properties and Polarity*



The physical properties of water and carbon dioxide are affected by their polarities.

CONCEPT REVIEW EXERCISES

1. What is the name for the distance between two atoms in a covalent bond?
2. What does the electronegativity of an atom indicate?
3. What type of bond is formed between two atoms if the difference in electronegativities is small? Medium? Large?

ANSWERS

1. bond length
2. Electronegativity is a qualitative measure of how much an atom attracts electrons in a covalent bond.
3. nonpolar; polar; ionic

KEY TAKEAWAYS

- Covalent bonds between different atoms have different bond lengths.
- Covalent bonds can be polar or nonpolar, depending on the electronegativity difference between the atoms involved.

EXERCISES

- Which is longer—a C–H bond or a C–O bond? (Refer to [Table 4.2 "Approximate Bond Lengths of Some Single Bonds"](#).)
- Which is shorter—an N–H bond or a C–H bond? (Refer to [Table 4.2 "Approximate Bond Lengths of Some Single Bonds"](#).)
- A nanometer is 10^{-9} m. Using the data in [Table 4.2 "Approximate Bond Lengths of Some Single Bonds"](#) and [Table 4.3 "Comparison of Bond Lengths for Single and Multiple Bonds"](#), determine the length of each bond in nanometers.
 - a C–O bond
 - a C=O bond
 - an H–N bond
 - a C≡N bond
- An angstrom (Å) is defined as 10^{-10} m. Using [Table 4.2 "Approximate Bond Lengths of Some Single Bonds"](#) and [Table 4.3 "Comparison of Bond Lengths for Single and Multiple Bonds"](#), determine the length of each bond in angstroms.
 - a C–C bond
 - a C=C bond
 - an N≡N bond
 - an H–O bond
- Refer to Exercise 3. Why is the nanometer unit useful as a unit for expressing bond lengths?
- Refer to Exercise 4. Why is the angstrom unit useful as a unit for expressing bond lengths?
- Using [Figure 4.4 "Electronegativities of Various Elements"](#), determine which atom in each pair has the higher electronegativity.
 - H or C
 - O or Br
 - Na or Rb
 - I or Cl
- Using [Figure 4.4 "Electronegativities of Various Elements"](#), determine which atom in each pair has the lower electronegativity.
 - Mg or O
 - S or F
 - Al or Ga
 - O or I

9. Will the electrons be shared equally or unequally across each covalent bond? If unequally, to which atom are the electrons more strongly drawn?
- a C–O bond
 - an F–F bond
 - an S–N bond
 - an I–Cl bond
10. Will the electrons be shared equally or unequally across each covalent bond? If unequally, to which atom are the electrons more strongly drawn?
- a C–C bond
 - a S–Cl bond
 - an O–H bond
 - an H–H bond

ANSWERS

1. A C–O bond is longer.
3.
 - 0.143 nm
 - 0.120 nm
 - 0.100 nm
 - 0.116 nm
5. Actual bond lengths are very small, so the nanometer unit makes the expression of length easier to understand.
7.
 - C
 - O
 - Na
 - Cl
9.
 - unequally toward the O
 - equally
 - unequally toward the N
 - unequally toward the Cl

4.5 Characteristics of Molecules

LEARNING OBJECTIVES

1. Determine the molecular mass of a molecule.
2. Predict the general shape of a simple covalent molecule.

Unlike the ions in ionic compounds, which are arranged in lattices called crystals, molecules of covalent compounds exist as discrete units with a characteristic mass and a certain three-dimensional shape.

Molecular Mass

The mass of a molecule—the **molecular mass**¹⁴ (sometimes called the molecular weight)—is simply the sum of the masses of its atoms. As with formula masses, it is important that you keep track of the number of atoms of each element in the molecular formula to obtain the correct molecular mass. (For more information about formula masses, see [Chapter 3 "Ionic Bonding and Simple Ionic Compounds"](#), [Section 3.5 "Formula Mass"](#).)

14. The mass of a molecule, which is the sum of the masses of its atoms.

EXAMPLE 7

What is the molecular mass of each covalent compound?

1. H_2O
2. C_6H_6
3. NO_2
4. N_2O_5

Solution

Use the masses of the atoms from the periodic table in [Chapter 21 "Appendix: Periodic Table of the Elements"](#).

1. The molecular formula H_2O indicates that there are two hydrogen atoms and one oxygen atom in each molecule. Summing the masses of these atoms,

2 H:	$2 \times 1.01 =$	2.02 u
1 O:		+ 16.00 u
Total:		18.02 u

The molecular mass of H_2O is 18.02 u.

2.

6 C:	$6 \times 12.01 =$	72.06 u
6 H:	$6 \times 1.01 =$	+ 6.06 u
Total:		78.12 u

The molecular mass of C_6H_6 is 78.12 u.

3.

1 N:		14.01 u
2 O:	$2 \times 16.00 =$	+ 32.00 u
Total:		46.01 u

The molecular mass of NO_2 is 46.01 u.

4.

2 N:	$2 \times 14.01 =$	28.02 u
5 O:	$5 \times 16.00 =$	+ 80.00 u
Total:		108.02 u

The molecular mass of N_2O_5 is 108.02 u. (Note that the two different nitrogen and oxygen compounds in these examples have different molecular masses.)

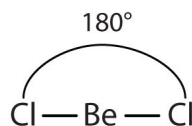
SKILL-BUILDING EXERCISE

What is the molecular mass of each covalent compound?

1. C_2H_2
2. CO
3. CO_2
4. BF_3

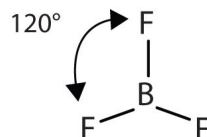
Molecular Shape: VSEPR Theory

Unlike ionic compounds, with their extended crystal lattices, covalent molecules are discrete units with specific three-dimensional shapes. The shape of a molecule is determined by the fact that covalent bonds, which are composed of negatively charged electrons, tend to repel one another. This concept is called the **valence shell electron pair repulsion (VSEPR)**¹⁵ theory. For example, the two covalent bonds in BeCl_2 stay as far from each other as possible, ending up 180° apart from each other. The result is a linear molecule:



15. The general concept that estimates the shape of a simple molecule.

The three covalent bonds in BF_3 repel each other to form 120° angles in a plane, in a shape called *trigonal planar*:

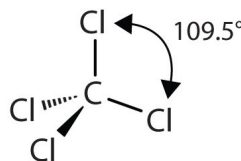


The molecules BeCl_2 and BF_3 actually violate the octet rule; however, such exceptions are rare and will not be discussed in this text.

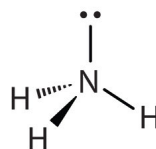
Note

Try sticking three toothpicks into a marshmallow or a gumdrop and see if you can find different positions where your “bonds” are farther apart than the planar 120° orientation.

The four covalent bonds in CCl_4 arrange themselves three dimensionally, pointing toward the corner of a tetrahedron and making bond angles of 109.5° :

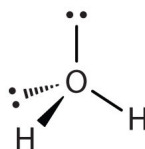


Molecules with lone electron pairs around the central atom have a shape based on the position of the atoms, not the electron pairs. For example, NH_3 has one lone electron pair and three bonded electron pairs. These four electron pairs repel each other and adopt a tetrahedral arrangement:



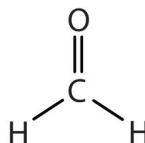
However, the shape of the molecule is described in terms of the positions of the atoms, not the lone electron pairs. Thus, NH_3 is said to have a pyramidal shape, not

a tetrahedral one. Similarly, H_2O has two lone pairs of electrons around the central oxygen atom, in addition to the two bonded pairs:



Although the four electron pairs adopt a tetrahedral arrangement due to repulsion, the shape of the molecule is described by the positions of the atoms only. The shape of H_2O is bent.

In determining the shapes of molecules, it is useful to first determine the Lewis diagram for a molecule. The shapes of molecules with multiple bonds are determined by treating the multiple bonds as one bond. Thus, CH_2O has a shape similar to that of BF_3 :



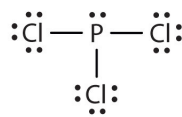
EXAMPLE 8

Describe the shape of each molecule.

1. PCl_3
2. CO_2

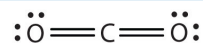
Solution

1. The Lewis diagram for PCl_3 is as follows:



The four electron pairs arrange themselves tetrahedrally, but the lone electron pair is not considered in describing the molecular shape. Like NH_3 , this molecule is pyramidal.

2. The Lewis diagram for CO_2 is as follows:



The multiple bonds are treated as one group. Thus, CO_2 has only two groups of electrons that repel each other. They will direct themselves 180° apart from each other, so CO_2 molecules are linear.

SKILL-BUILDING EXERCISE

Describe the shape of each molecule.

1. CBr_4
2. BCl_3

CONCEPT REVIEW EXERCISES

1. How do you determine the molecular mass of a covalent compound?
2. How do you determine the shape of a molecule?

ANSWERS

1. The molecular mass is the sum of the masses of the atoms in the formula.
2. The shape of a molecule is determined by the position of the atoms, which in turn is determined by the repulsion of the bonded and lone electron pairs around the central atom.

KEY TAKEAWAYS

- A molecule has a certain mass, called the molecular mass.
- Simple molecules have geometries that can be determined from VSEPR theory.

EXERCISES

1. What is the molecular mass of each compound?
 - a. H_2S
 - b. N_2O_4
 - c. ICl_3
 - d. HCl
2. What is the molecular mass of each compound?
 - a. O_2F_2
 - b. CCl_4
 - c. C_6H_6
 - d. SO_3
3. Aspirin ($\text{C}_9\text{H}_8\text{O}_4$) is a covalent compound. What is its molecular mass?
4. Cholesterol ($\text{C}_{27}\text{H}_{46}\text{O}$) is a biologically important compound. What is its molecular mass?
5. What is the shape of each molecule?
 - a. H_2S
 - b. COCl_2
 - c. SO_2
6. What is the shape of each molecule?
 - a. NBr_3
 - b. SF_2
 - c. SiH_4
7. Predict the shape of nitrous oxide (N_2O), which is used as an anesthetic. A nitrogen atom is in the center of this three-atom molecule.
8. Predict the shape of acetylene (C_2H_2), which has the two carbon atoms in the middle of the molecule with a triple bond. What generalization can you make about the shapes of molecules that have more than one central atom?

ANSWERS

1.
 - a. 34.62 u
 - b. 92.02 u
 - c. 233.25 u
 - d. 36.46 u

3. 180.17 u

5.
 - a. bent
 - b. trigonal planar
 - c. bent

7. bent

4.6 Introduction to Organic Chemistry

LEARNING OBJECTIVES

1. Define *organic chemistry*.
2. Identify organic molecules as alkanes, alkenes, alkynes, alcohols, or carboxylic acids.

When methane was mentioned at the end of [Section 4.2 "Covalent Compounds: Formulas and Names"](#), we described it as the simplest organic compound. In this section, we introduce organic chemistry more formally.

Organic chemistry¹⁶ is the study of the chemistry of carbon compounds. Carbon is singled out because it has a chemical diversity unrivaled by any other chemical element. Its diversity is based on the following:

- Carbon atoms bond reasonably strongly with other carbon atoms.
- Carbon atoms bond reasonably strongly with atoms of other elements.
- Carbon atoms make a large number of covalent bonds (four).

Curiously, elemental carbon is not particularly abundant. It does not even appear in the list of the most common elements in Earth's crust. (See [Table 2.1 "Elemental Composition of Earth"](#) in [Chapter 2 "Elements, Atoms, and the Periodic Table"](#).) Nevertheless, all living things consist of organic compounds.

Most organic chemicals are covalent compounds, which is why we introduce organic chemistry here. By convention, compounds containing carbonate ions and bicarbonate ions, as well as carbon dioxide and carbon monoxide, are not considered part of organic chemistry, even though they contain carbon.

16. The study of the chemistry of carbon compounds.

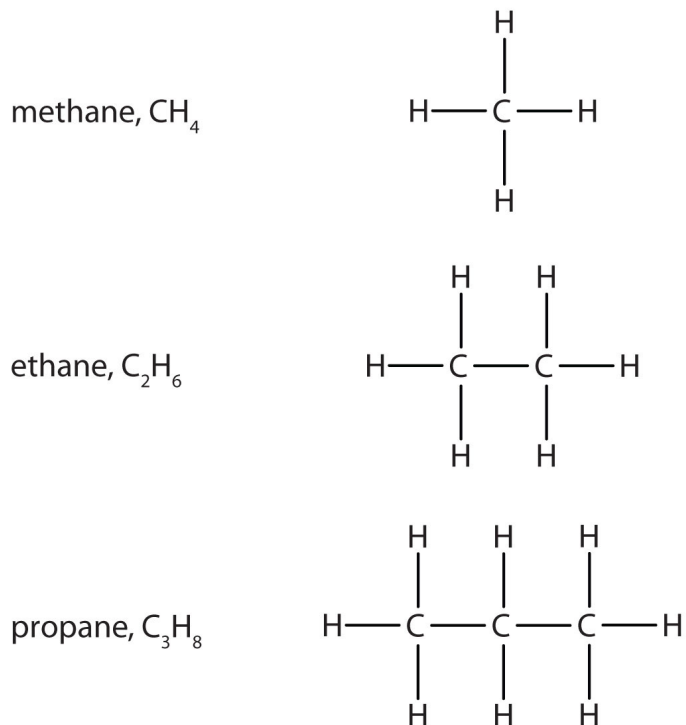
17. The simplest organic compound, composed of carbon and hydrogen atoms only.

18. A hydrocarbon with only single covalent bonds and existing as a chain of carbon atoms also bonded to hydrogen atoms.

The simplest organic compounds are the **hydrocarbons**¹⁷, compounds composed of carbon and hydrogen atoms only. Some hydrocarbons have only single bonds and appear as a chain (which can be a straight chain or can have branches) of carbon atoms also bonded to hydrogen atoms. These hydrocarbons are called **alkanes (saturated hydrocarbons)**¹⁸. Each alkane has a characteristic, systematic name depending on the number of carbon atoms in the molecule. These names consist of a stem that indicates the number of carbon atoms in the chain plus the ending *-ane*. The stem *meth-* means one carbon atom, so methane is an alkane with one carbon

atom. Similarly, the stem *eth-* means two carbon atoms; ethane is an alkane with two carbon atoms. Continuing, the stem *prop-* means three carbon atoms, so propane is an alkane with three carbon atoms. [Figure 4.6 "Formulas and Molecular Models of the Three Simplest Alkanes"](#) gives the formulas and the molecular models of the three simplest alkanes. (For more information about alkanes, see [Chapter 12 "Organic Chemistry: Alkanes and Halogenated Hydrocarbons"](#).)

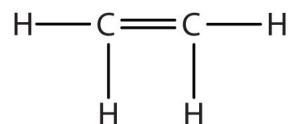
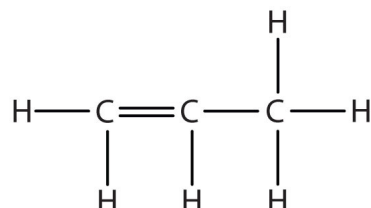
Figure 4.6 *Formulas and Molecular Models of the Three Simplest Alkanes*



The three smallest alkanes are methane, ethane, and propane.


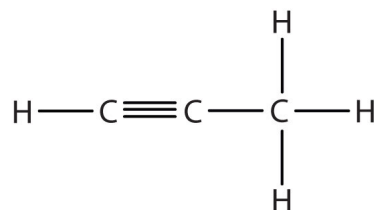
Some hydrocarbons have one or more carbon-carbon double bonds (denoted C=C). These hydrocarbons are called **alkenes**¹⁹. [Figure 4.7 "Formulas and Molecular Models of the Two Simplest Alkenes"](#) shows the formulas and the molecular models of the two simplest alkenes. Note that the names of alkenes have the same stem as the alkane with the same number of carbon atoms in its chain but have the ending *-ene*. Thus, ethene is an alkene with two carbon atoms per molecule, and propene is a compound with three carbon atoms and one double bond.

19. A hydrocarbon with one or more carbon-carbon double bonds.

Figure 4.7 *Formulas and Molecular Models of the Two Simplest Alkenes*ethene, C_2H_4 propene, C_3H_6 

Ethene is commonly called ethylene, while propene is commonly called propylene.

Alkynes²⁰ are hydrocarbons with a carbon-carbon triple bond (denoted $C \equiv C$) as part of their carbon skeleton. [Figure 4.8 "Formulas and Molecular Models of the Two Simplest Alkynes"](#) shows the formulas and the molecular models of the two simplest alkynes and their systematic names. The names for alkynes have the same stems as for alkanes but with the ending *-yne*. (For more information about alkenes and alkynes, see [Chapter 13 "Unsaturated and Aromatic Hydrocarbons"](#).)

Figure 4.8 *Formulas and Molecular Models of the Two Simplest Alkynes*ethyne, C_2H_2 propyne, C_3H_4 

Ethyne is more commonly called acetylene.

20. A hydrocarbon with a carbon-carbon triple bond.

Note

The compound acetylene, with its carbon-carbon triple bond, was introduced in [Section 4.3 "Multiple Covalent Bonds"](#) and is an alkyne.

To Your Health: Saturated and Unsaturated Fats

Hydrocarbons are not the only compounds that can have carbon-carbon double bonds. A group of compounds called fats can have them as well, and their presence or absence in the human diet is becoming increasingly correlated with health issues.


Fats are combinations of long-chain organic compounds (fatty acids) and glycerol ($C_3H_8O_3$). (For more information on fats, see [Chapter 17 "Lipids", Section 17.1 "Fatty Acids"](#).) The long carbon chains can have either all single bonds, in which case the fat is classified as *saturated*, or one or more double bonds, in which case it is a *monounsaturated* or a *polyunsaturated* fat, respectively. Saturated fats are typically solids at room temperature; beef fat (tallow) is one example. Mono- or polyunsaturated fats are likely to be liquids at room temperature and are often called oils. Olive oil, flaxseed oil, and many fish oils are mono- or polyunsaturated fats.

Studies have linked higher amounts of saturated fats in people's diets with a greater likelihood of developing heart disease, high cholesterol, and other diet-related diseases. In contrast, increases in unsaturated fats (either mono- or polyunsaturated) have been linked to a lower incidence of certain diseases. Thus, there have been an increasing number of recommendations by government bodies and health associations to decrease the proportion of saturated fat and increase the proportion of unsaturated fat in the diet. Most of these organizations also recommend decreasing the total amount of fat in the diet.

Recently, certain fats called trans fats have been implicated in the presence of heart disease. These are fats from animal sources and are also produced when liquid oils are exposed to partial hydrogenation, an industrial process that increases their saturation. Trans fats are used in many prepared and fried foods. Because they bring with them the health risks that naturally occurring saturated fats do, there has been some effort to better quantify the presence of trans fats in food products. US law now requires that food labels list the amount of trans fat in each serving.

Since 1992, the US Department of Agriculture has been promoting a food pyramid that gives a simple, visual picture of how much of what kind of foods make up a good, balanced diet. It recommends eating as few fats as possible.

Although nutritionists recognize that some fat is necessary (and largely unavoidable, even by strict vegetarians), they emphasize that a large proportion of any fat, saturated or unsaturated, in the diet is unhealthy. Even so, a difference as simple as the difference between a single and double carbon-carbon bond can have a significant impact on health.



The food pyramid has suggestions for the number of daily servings of each type of food.

Source: Image courtesy of the USDA, <http://www.mypyramid.gov/downloads/MiniPoster.pdf>.

The carbon-carbon double and triple bonds are examples of **functional groups**²¹ in organic chemistry. A functional group is a specific structural arrangement of atoms or bonds that imparts a characteristic chemical reactivity to a molecule. Alkanes have no functional group. A carbon-carbon double bond is considered a functional group because carbon-carbon double bonds chemically react in specific ways that differ from reactions of alkanes (for example, under certain circumstances, alkenes react with water); a carbon-carbon triple bond also undergoes certain specific chemical reactions. In the remainder of this section, we introduce two other common functional groups.

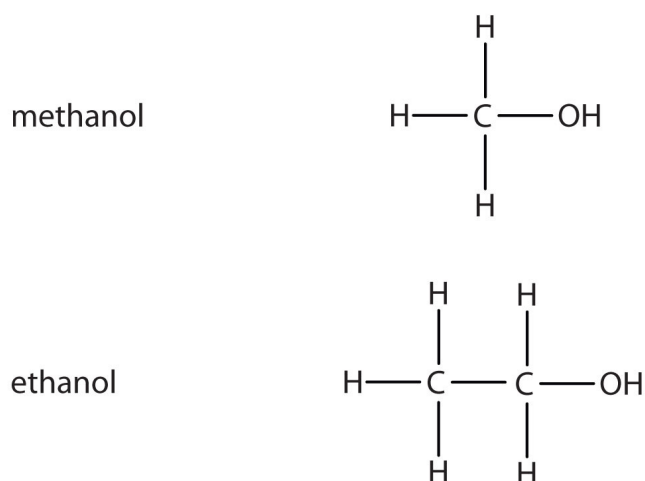
21. A specific structural arrangement of atoms or bonds that imparts a characteristic chemical reactivity to a molecule.

22. An organic compound with an OH functional group.

If an OH group (also called a hydroxyl group) is substituted for a hydrogen atom in a hydrocarbon molecule, the compound is an **alcohol**²². Alcohols are named using the

parent hydrocarbon name but with the final *-e* dropped and the suffix *-ol* attached. The two simplest alcohols are methanol and ethanol. [Figure 4.9 "The Two Simplest Organic Alcohol Compounds"](#) shows their formulas along with a molecular model of each.

Figure 4.9 *The Two Simplest Organic Alcohol Compounds*



Alcohols have an OH functional group in the molecule.

Note

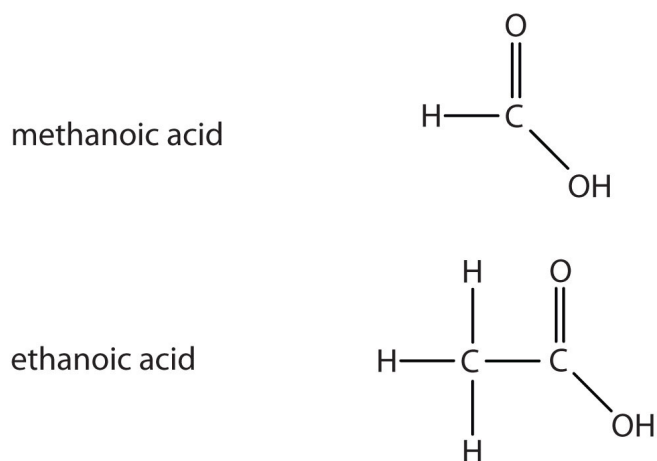
Cholesterol, described in the chapter-opening essay, has an alcohol functional group, as its name implies.

Note

Ethanol (also called ethyl alcohol) is the alcohol in alcoholic beverages. Other alcohols include methanol (or methyl alcohol), which is used as a solvent and a cleaner, and isopropyl alcohol (or rubbing alcohol), which is used as a medicinal disinfectant. Neither methanol nor isopropyl alcohol should be ingested, as they are toxic even in small quantities.

Another important family of organic compounds has a **carboxyl group**²³, in which a carbon atom is double-bonded to an oxygen atom and to an OH group. Compounds with a carboxyl functional group are called **carboxylic acids**²⁴, and their names end in *-oic acid*. **Figure 4.10 "The Two Smallest Organic Acids"** shows the formulas and the molecular models of the two simplest carboxylic acids, perhaps best known by the common names formic acid and acetic acid. The carboxyl group is sometimes written in molecules as COOH.

Figure 4.10 *The Two Smallest Organic Acids*



The two smallest carboxylic acids are formic acid (found in the stingers of ants) and acetic acid (found in vinegar).

Many organic compounds are considerably more complex than the examples described here. Many compounds, such as cholesterol discussed in the chapter-opening essay, contain more than one functional group. The formal names can also be quite complex. In [Chapter 12 "Organic Chemistry: Alkanes and Halogenated Hydrocarbons"](#) through [Chapter 15 "Organic Acids and Bases and Some of Their Derivatives"](#), we will examine the characteristics and chemistry of other important organic compounds and functional groups.

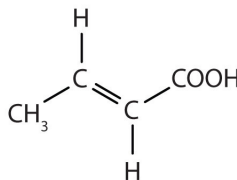
23. A functional group that contains a carbon–oxygen double bond and an OH group also attached to the same carbon atom.

24. An organic compound that has a carboxyl functional group.

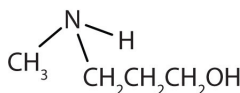
EXAMPLE 9

Identify the functional group(s) in each molecule as a double bond, a triple bond, an alcohol, or a carboxyl.

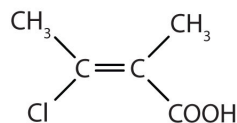
1. $\text{CH}_3\text{CH}_2\text{CH}_2\text{CH}_2\text{OH}$



2.



3.



4.

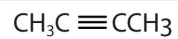
Solution

1. This molecule has an alcohol functional group.
2. This molecule has a double bond and a carboxyl functional group.
3. This molecule has an alcohol functional group.
4. This molecule has a double bond and a carboxyl functional group.

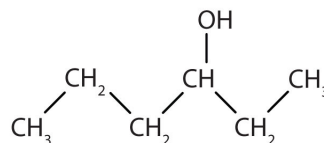
SKILL-BUILDING EXERCISE

Identify the functional group(s) in each molecule as a double bond, a triple bond, an alcohol, or a carboxyl.

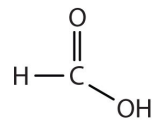
1.



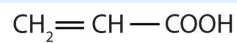
2.



3.



4.



Career Focus: Forensic Chemist

The main job of a forensic chemist is to identify unknown materials and their origins. Although forensic chemists are most closely associated in the public mind with crime labs, they are employed in pursuits as diverse as tracing evolutionary patterns in living organisms, identifying environmental contaminants, and determining the origin of manufactured chemicals.

In a crime lab, the forensic chemist has the job of identifying the evidence so that a crime can be solved. The unknown samples may consist of almost anything—for example, paint chips, blood, glass, cloth fibers, drugs, or human remains. The forensic chemist subjects them to a variety of chemical and instrumental tests to discover what the samples are. Sometimes these samples are extremely small, but sophisticated forensic labs have state-of-the-art equipment capable of identifying the smallest amount of unknown sample.

Another aspect of a forensic chemist's job is testifying in court. Judges and juries need to be informed about the results of forensic analyses, and it is the forensic chemist's job to explain those results. Good public-speaking skills, along with a broad background in chemistry, are necessary to be a successful forensic chemist.

CONCEPT REVIEW EXERCISES

1. What is organic chemistry?
2. What is a functional group? Give at least two examples of functional groups.

ANSWERS

1. Organic chemistry is the study of the chemistry of carbon compounds.
2. A functional group is a specific structural arrangement of atoms or bonds that imparts a characteristic chemical reactivity to the molecule; alcohol group and carboxylic group (answers will vary).

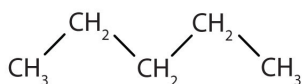
KEY TAKEAWAYS

- Organic chemistry is the study of the chemistry of carbon compounds.
- Organic molecules can be classified according to the types of elements and bonds in the molecules.

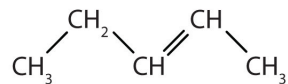
EXERCISES

1. Give three reasons why carbon is the central element in organic chemistry.
2. Are organic compounds based more on ionic bonding or covalent bonding? Explain.
3. Identify the type of hydrocarbon in each structure.

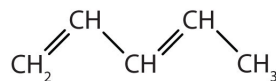
a.



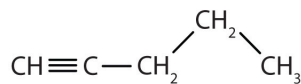
b.



c.

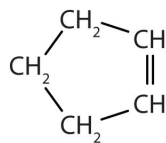


d.

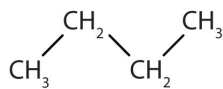


4. Identify the type of hydrocarbon in each structure.

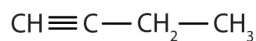
a.



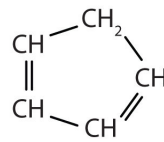
b.



c.

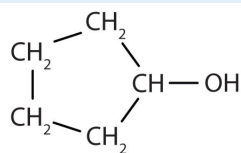


d.

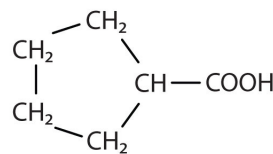


5. Identify the functional group(s) in each molecule.

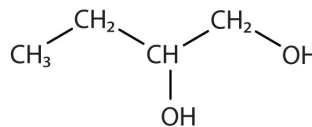
a.



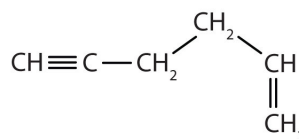
b.



c.

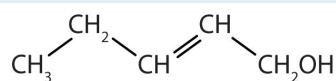


d.

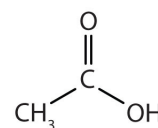


6. Identify the functional group(s) in each molecule.

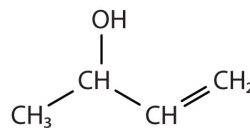
a.



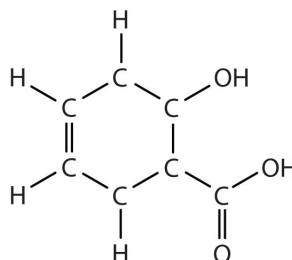
b.



c.



d.



7. How many functional groups described in this section contain carbon and hydrogen atoms only? Name them.

8. What is the difference in the ways the two oxygen atoms in the carboxyl group are bonded to the carbon atom?

ANSWERS

1. Carbon atoms bond reasonably strongly with other carbon atoms. Carbon atoms bond reasonably strongly with atoms of other elements. Carbon atoms make a large number of covalent bonds (four).
3.
 - a. alkane
 - b. alkene
 - c. alkene
 - d. alkyne
5.
 - a. alcohol
 - b. carboxyl
 - c. alcohol
 - d. carbon-carbon double bond and carbon-carbon triple bond
7. two; carbon-carbon double bonds and carbon-carbon triple bonds

4.7 End-of-Chapter Material

Chapter Summary

To ensure that you understand the material in this chapter, you should review the meanings of the following bold terms in the following summary and ask yourself how they relate to the topics in the chapter.

Atoms can share pairs of valence electrons to obtain a valence shell octet. This sharing of electrons is a **covalent bond**. A species formed from covalently bonded atoms is a **molecule** and is represented by a **molecular formula**, which gives the number of atoms of each type in the molecule. The two electrons shared in a covalent bond are called a **bonding pair of electrons**. The electrons that do not participate in covalent bonds are called **nonbonding pairs (or lone pairs) of electrons**. A covalent bond consisting of one pair of shared electrons is called a **single bond**.

Covalent bonds occur between nonmetal atoms. Naming simple covalent compounds follows simple rules similar to those for ionic compounds. However, for covalent compounds, numerical prefixes are used as necessary to specify the number of atoms of each element in the compound.

In some cases, more than one pair of electrons is shared to satisfy the octet rule. Two pairs of electrons are shared by two atoms to make a **double bond**. Three pairs of atoms are shared to make a **triple bond**. Single, double, and triple covalent bonds may be represented by one, two, or three dashes, respectively, between the symbols of the atoms.

The distance between two covalently bonded atoms is the **bond length**. Bond lengths depend on the types of atoms participating in the bond as well as the number of electron pairs being shared. A covalent bond can be a **polar covalent bond** if the electron sharing between the two atoms is unequal. If the sharing is equal, the bond is a **nonpolar covalent bond**. Because the strength of an atom's attraction for electrons in a bond is rated by the atom's **electronegativity**, the difference in the two atoms' electronegativities indicates how polar a covalent bond between those atoms will be.

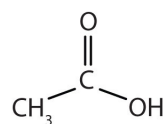
The mass of a molecule is called its **molecular mass** and is the sum of the masses of the atoms in the molecule. The shape of a molecule can be predicted using **valence shell electron pair repulsion (VSEPR)**, which uses the fact that the negative electrons in covalent bonds repel each other as much as possible.

Organic chemistry is the chemistry of carbon compounds. Carbon forms covalent bonds with other carbon atoms and with the atoms of many other elements. The simplest organic compounds are **hydrocarbons**, which consist solely of carbon and hydrogen. Hydrocarbons containing only single bonds are called **alkanes (saturated hydrocarbons)**. Hydrocarbons containing carbon-carbon double bonds are **alkenes**, while hydrocarbons with carbon-carbon triple bonds are **alkynes**. Carbon-carbon double and triple bonds are examples of **functional groups**, atoms or bonds that impart a characteristic chemical function to the molecule.

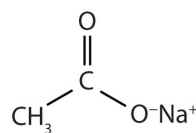
Other functional groups include the alcohol functional group (OH) and the **carboxyl functional group** (COOH). They are the characteristic functional group in organic compounds called **alcohols** and **carboxylic acids**.

ADDITIONAL EXERCISES

- An atomic mass unit equals 1.661×10^{-24} g. What is the mass in grams of each molecule of (a) H_2S (b) N_2O_4 (c) ICl_3 (d) NCl_3 ?
- An atomic mass unit equals 1.661×10^{-24} g. What is the mass in grams of (a) O_2F_2 (b) CCl_4 (c) C_6H_6 (d) SO_3 ?
- An atomic mass unit equals 1.661×10^{-24} g. What is the mass in grams of 5.00×10^{22} molecules of $\text{C}_9\text{H}_8\text{O}_4$?
- An atomic mass unit equals 1.661×10^{-24} g. What is the mass in grams of 1.885×10^{20} molecules of $\text{C}_{27}\text{H}_{46}\text{O}$?
- Acetic acid has the following structure:



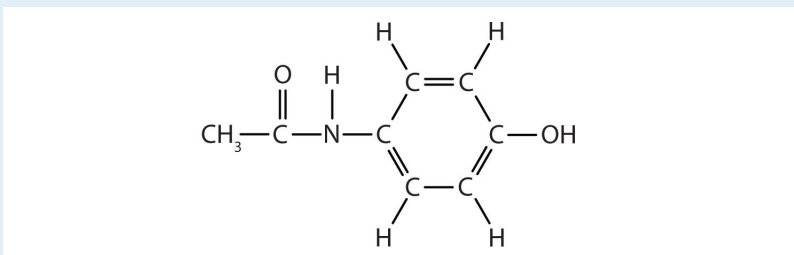
This molecule can lose a hydrogen ion (H^+) and the resulting anion can combine with other cations, such as Na^+ :



Name this ionic compound.

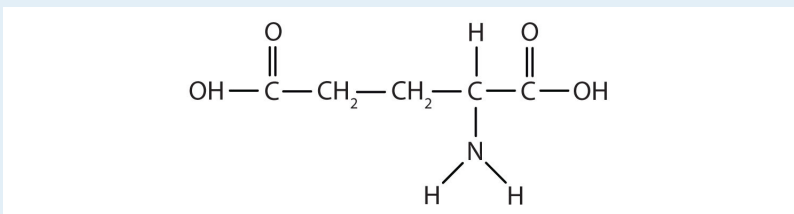
- Formic acid (HCOOH) loses a hydrogen ion to make the formate ion (HCOO^-). Write the formula for each ionic compound: potassium formate, calcium formate, and ferric formate.
- Cyanogen has the formula C_2N_2 . Propose a bonding scheme that gives each atom the correct number of covalent bonds. (Hint: the two carbon atoms are in the center of a linear molecule.)
- The molecular formula C_3H_6 represents not only propene, a compound with a carbon-carbon double bond, but also a molecule that has all single bonds. Draw the molecule with formula C_3H_6 that has all single bonds.
- How many carbon-carbon single bonds, linked together, are needed to make a carbon chain that is 1.000 cm long?
- How many carbon-carbon double bonds, linked together, are needed to make a carbon chain that is 1.000 cm long?

11. In addition to themselves, what other atoms can carbon atoms bond with and make covalent bonds that are nonpolar (or as nonpolar as possible)?
12. What is the greatest possible electronegativity difference between any two atoms? Use [Figure 4.4 "Electronegativities of Various Elements"](#) to find the answer.
13. Acetaminophen, a popular painkiller, has the following structure:



Name the recognizable functional groups in this molecule. Do you think there are other groups of atoms in this molecule that might qualify as functional groups?

14. Glutamic acid is the parent compound of monosodium glutamate (known as MSG), which is used as a flavor enhancer. Glutamic acid has the following structure:



Name the functional groups you recognize in this molecule. Do you think there are other groups of atoms in this molecule that might qualify as functional groups?

ANSWERS

- 1a: 5.75×10^{-23} g; 1b: 1.53×10^{-22} g; 1c: 3.88×10^{-22} g; 1d: 6.06×10^{-23} g
3. 14.96 g
5. sodium acetate
7. $\text{N}\equiv\text{C}-\text{C}\equiv\text{N}$
9. 6.49×10^7 bonds
11. Hydrogen atoms make relatively nonpolar bonds with carbon atoms.
13. alcohol; the N-H group, the ring with double bonds, and the C=O are also likely functional groups.